AI in Ministry
Eric Louw

Today's Overall Outline:

1. *How AI Works, Ethics, Basics*
2. *Using Text AI Solutions*
3. *Using Image and Video AI Solutions*
4. *Using Audio AI Solutions*

“In times of profound change, the learners inherit the earth, while the learned find themselves beautifully equipped to deal with a world that no longer exists.” - Eric Hoffer

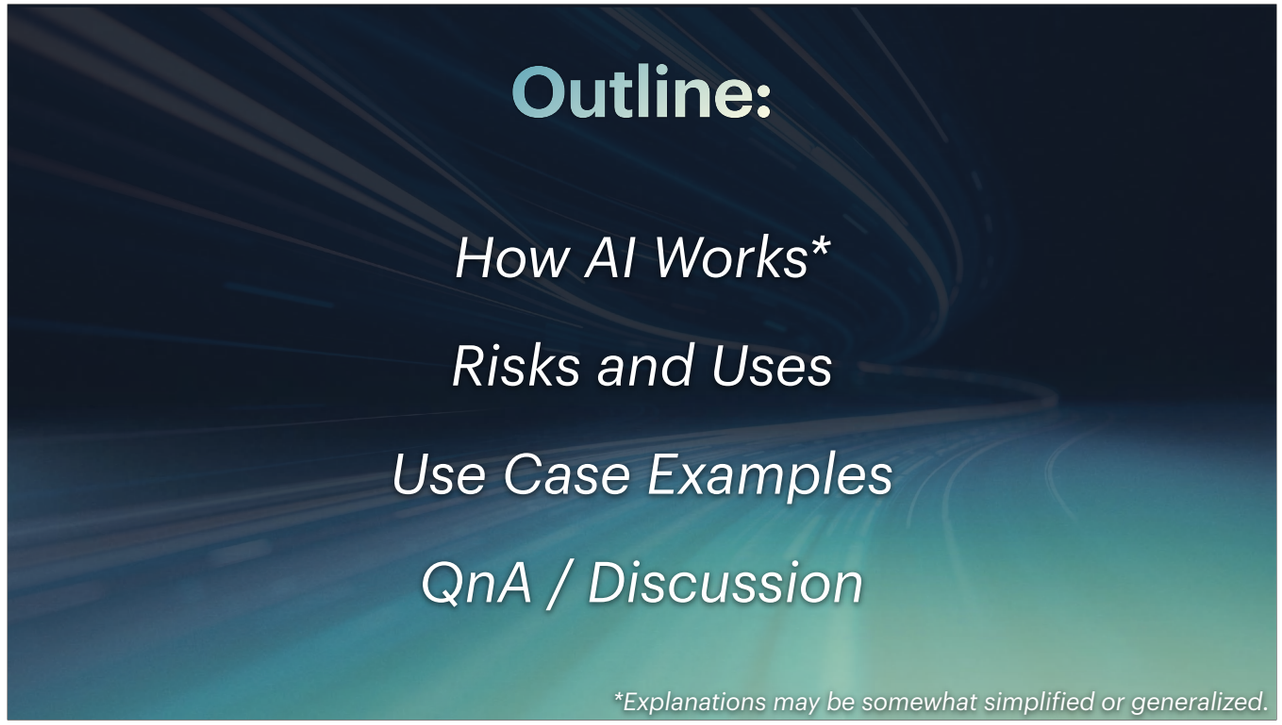

*Explanations may be somewhat oversimplified or generalized.

The Rise of AI

You Already use “AI”

Machine Learning and AI integration is Nearly Everywhere

- Keyboard autocorrect self-learning
- Smartphone cameras
- “Smart” assistants & thermostats
- Curated search engine results + Ads
- Navigation apps calculate traffic, suggesting departure times
- Social media prioritizes what you see by learning what you glance at
- Lyft/Uber vary their rate depending on what you might pay
- Electrical grid demand forecasting
- Weather forecasting
- Grocery stores fix prices based on continued demand despite inflation
- Grammar checkers
- Spam email/call blockers
- Bank fraud detection
- Transcription services
- Media streaming services
- Driver assistance technologies
- Public transportation, traffic signals

Machine Learning is where you let a machine try something, and then give it a thumbs up or a thumbs down.
Like autocorrect, if you keep making the same correction, it will learn to just fix it for you.
This learning is guided by human corrections.

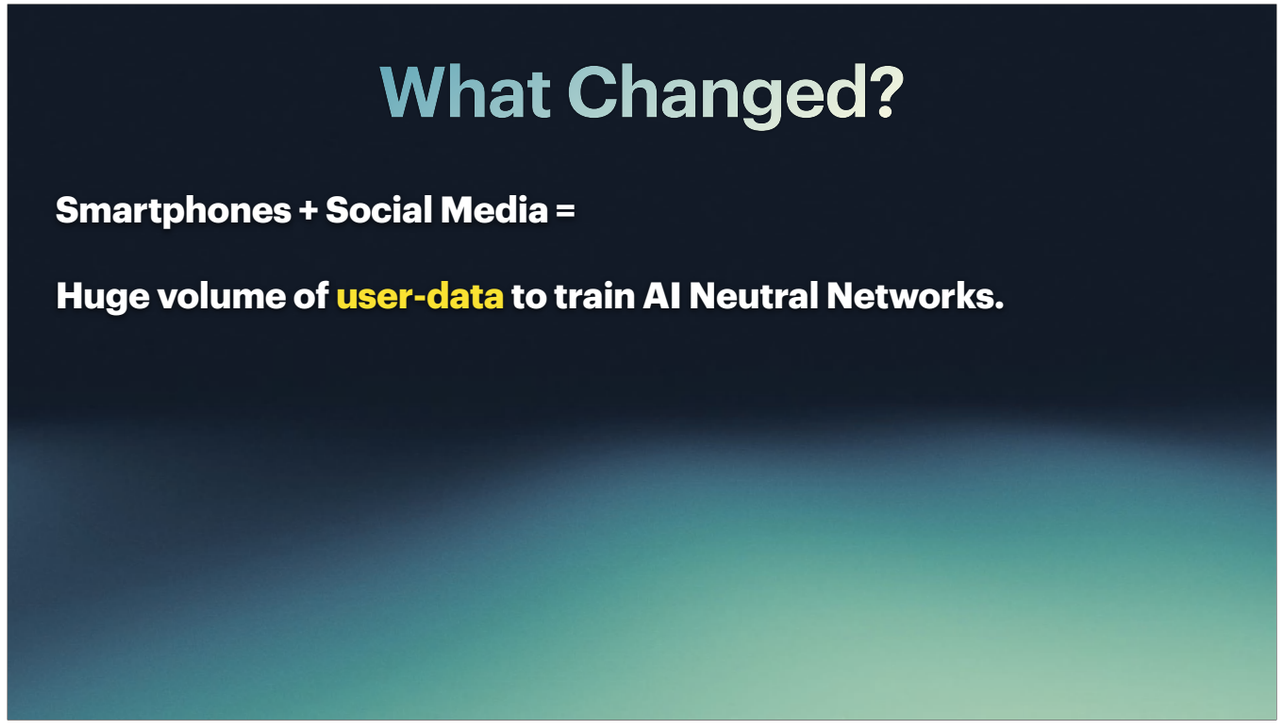

The rise of smartphones has enabled companies to collect vast amounts of data from our everyday lives.
If it’s free, you’re the product.
Habit tracking and data collection make companies money when sold to others who can use it.
Marketers create ads designed to reach people with target habits and interests and then use social media networks to have an ad show for them, knowing they are more likely to purchase.

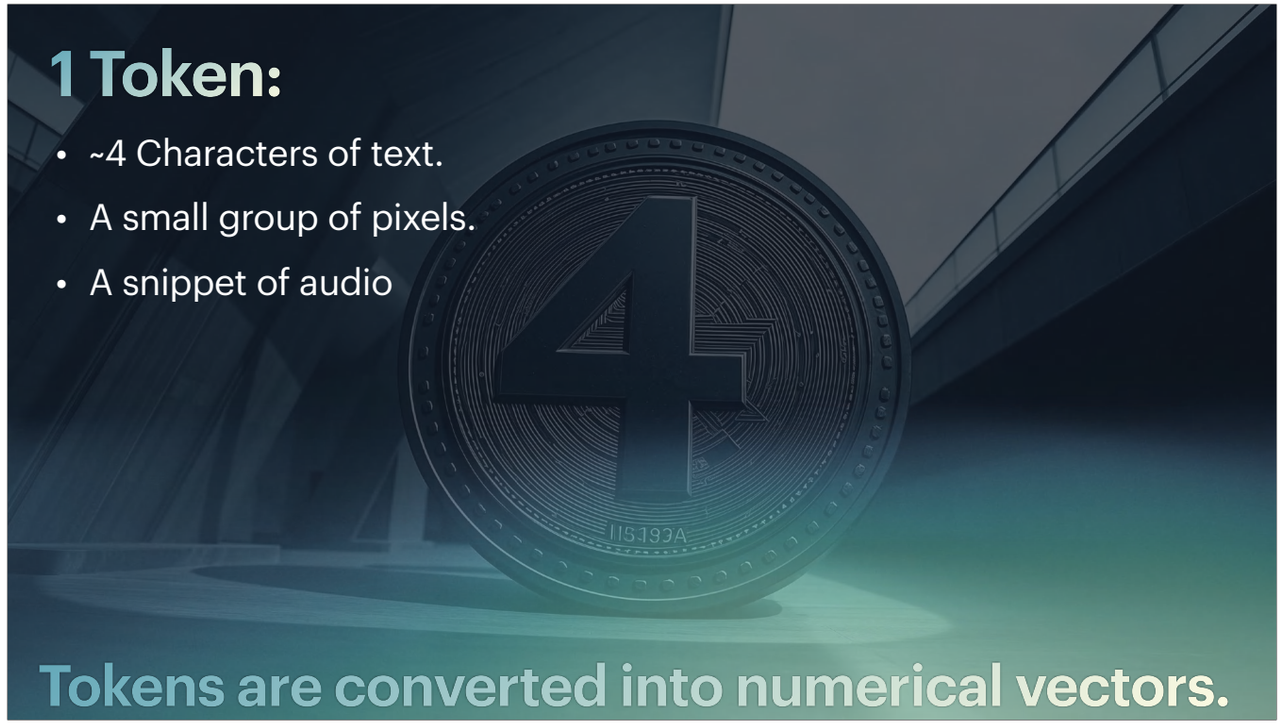

https://www.miquido.com/ai-glossary/ai-token/

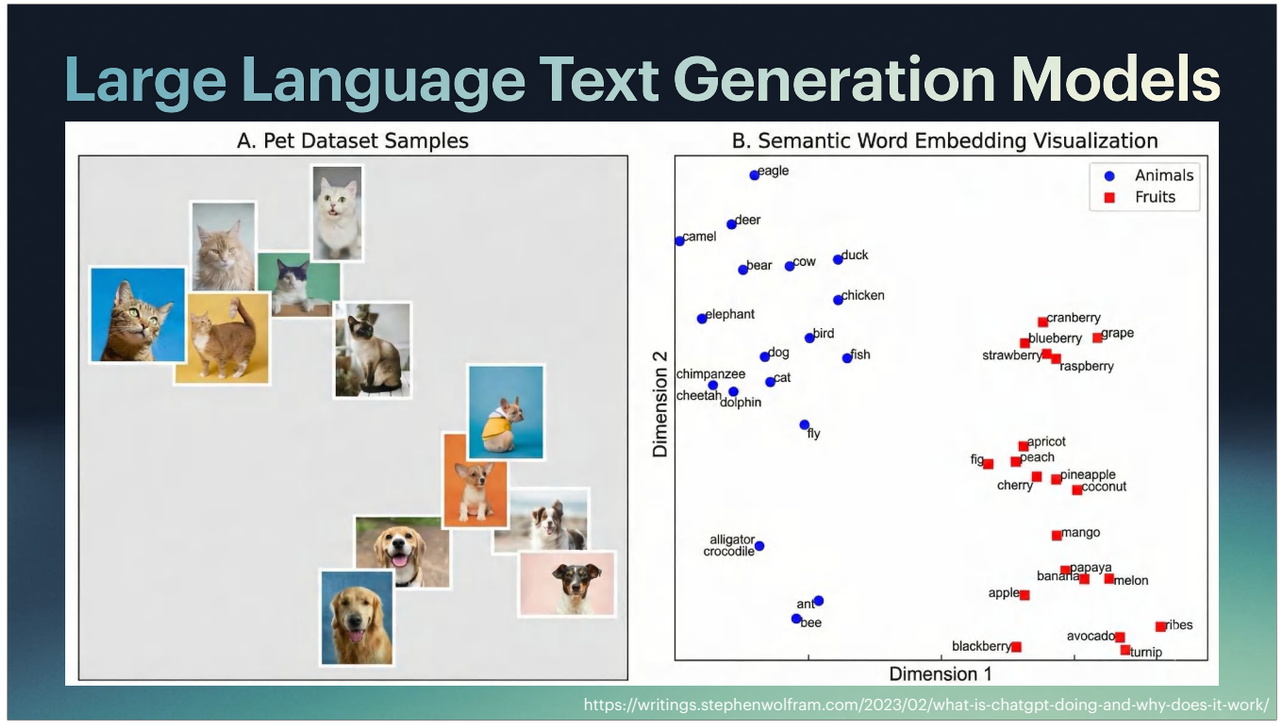

Create a neural net, which is analagous to a digital brain depicted as a virtual space, where each idea is turned into a number and located in a coordinate-mapped part of the room.
These virtual brains are presented and trained with billions of words, images, etc.
One area of a room might deal with parts of speech, where you have all verbs in one corner, nouns in another, etc. Or anything with a cat likeness in one corner, and dog likeness in another. How does it associate them?

In the cases of words, training occurs by associating patterns in language.
In the case of images, by observing similarities in appearance.
Becauase computers operate in numbers, everything is converted to a number and allocated a position.

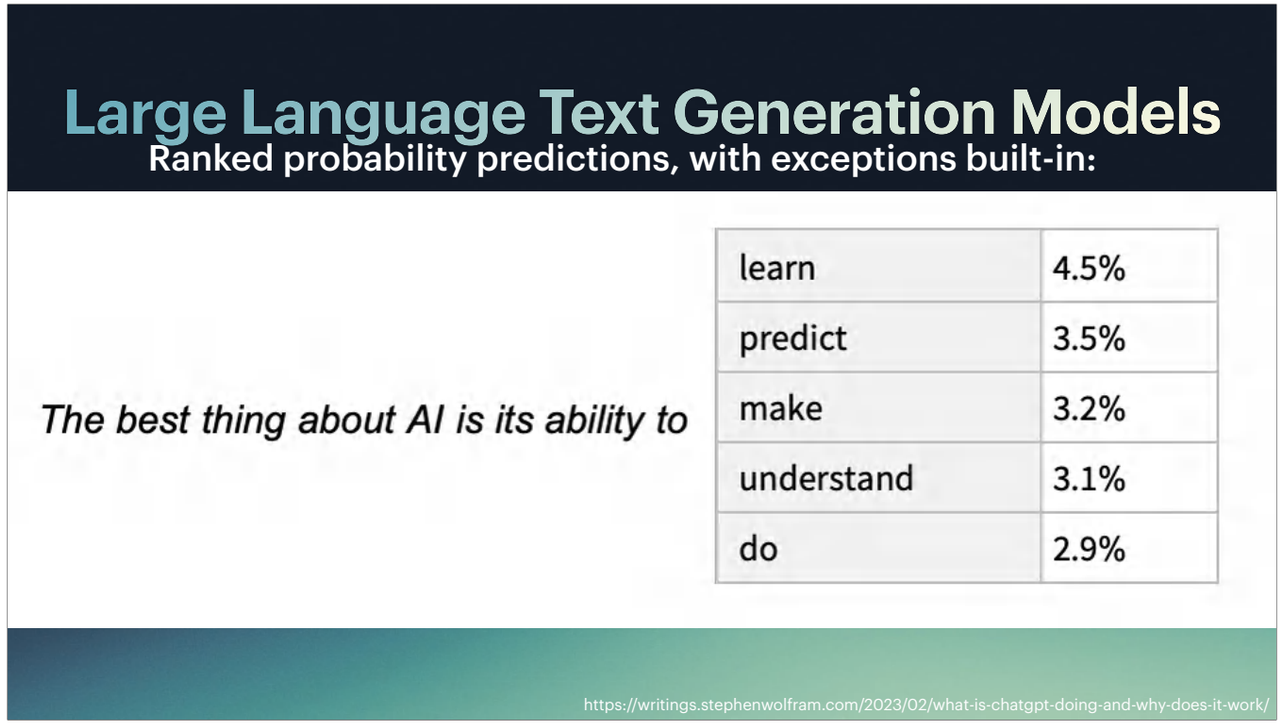

Picking the most likely word becomes too formulaic and boring, so, what can you do?

Weights!
A dial or knob is added where you can change the so called “temperature” of randomness.
Too hot, and strict probability sounds too rigid.
Too cold and everything becomes random and inaccurate.
It seems that a temperature of around 0.8 is best.

Allowing lower ranked words to be used sometimes keeps things from sounding too robotic.

John wants his bank to cash the ____

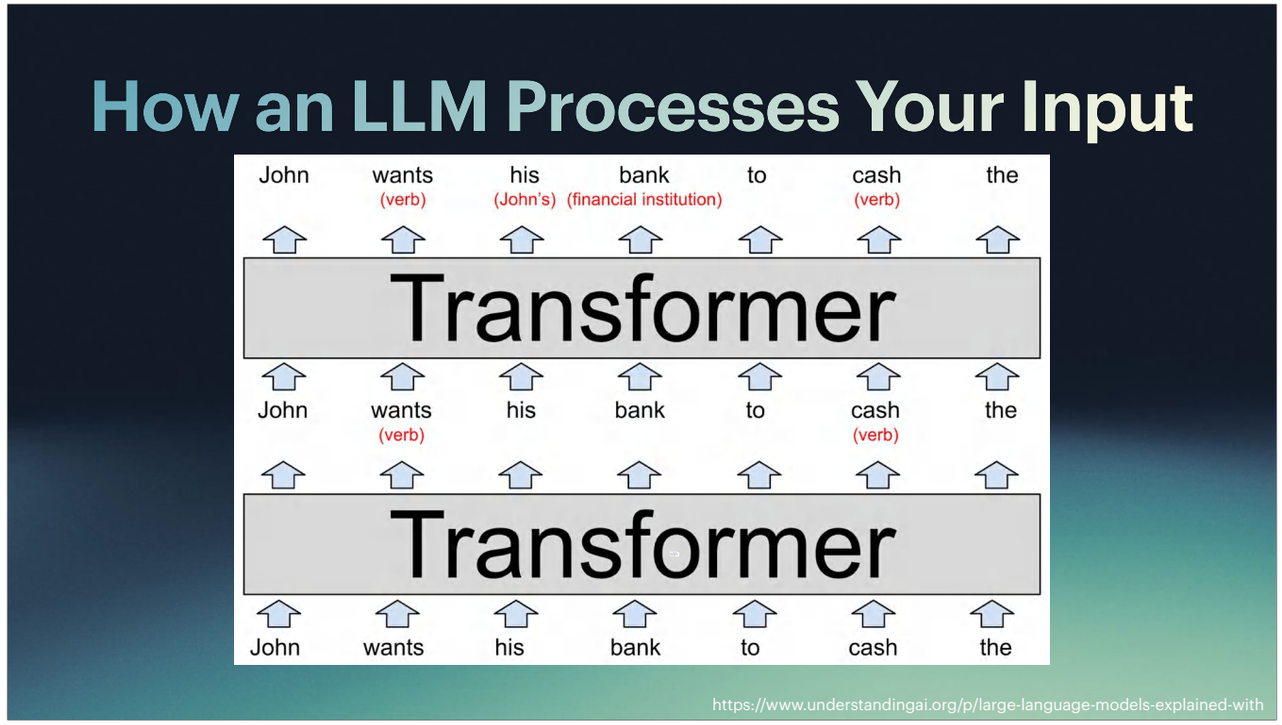

The **transformer converts a spatial number** into the word the number was assigned to and then **focuses attention** on a different aspect of words to **clarify meaning**.
The **first layer** might look at association of **verbs** like “wants” and “cash”.
The **next layer** might focus attention on **what the nouns mean** and what each **pronoun** is most likely associated with. So “His” refers to John, and not “bank,” because a bank isn’t a person.
After 96 attention layers, the result is a predictive output that works… most of the time.

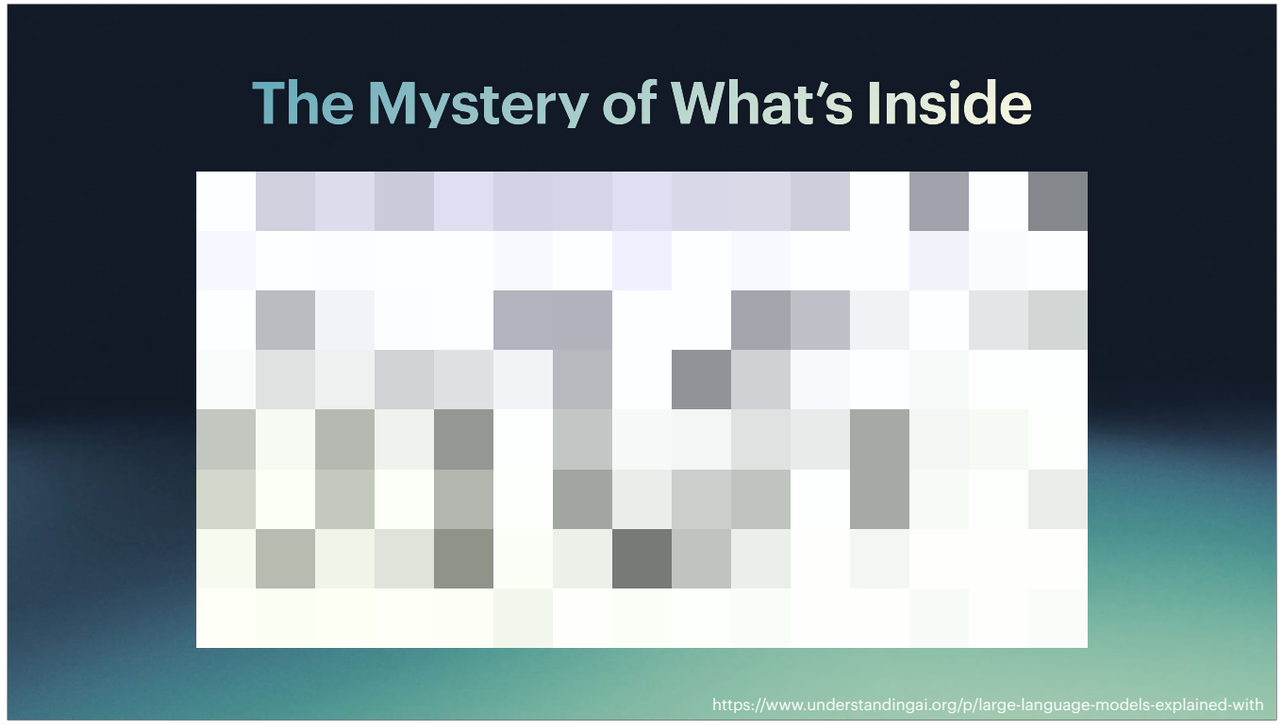

Inside each transformer of ChatGPT 3 are nearly 50,000 neurons processing values that correspond to each word. They feed data forward to an output that goes to the next layer, until the result reaches you **175 billion parameters** later.

And the best part is, **we don't actually know exactly what happens** between all the layers, and we also don't really know how these neural nets or digital brains figure out how to best associate things. It just seems to be based on the inherent **fabric/structure/ontology of reality** and language itself.

In a sense, these things learn the same way a toddler does. Where it goes wrong, user feedback provides additional correction and learning.

Perhaps the most interesting difference to the human brain is that at least for now, ChatGPT doesn't have "loops" or "recompute on data".
So when ChatGPT gives you a response, telling it to consider what it just wrote and what might be wrong with it can actually improve the output dramatically.

https://www.understandingai.org/p/large-language-models-explained-with

Large Language Text Generation Models

In a Nutshell, What's happening is...

Responses emerge from neural-net associations to your input, based on probabilities calculated by interpreting many layers of meaning and predicting what follows.

Predictive continuation using learned associations from billions of sources.



ChatGPT o1 is thought to run on Chain of Thought (CoT) and Quiet-Star
- Chain of Thought (CoT) refers to a prompt engineering technique to make an LLM generate intermediate reasoning steps when solving problems or answering questions. The idea is to work through problems by breaking them down into steps.
- Training here involved giving examples of how to reason with correct answers and let it mimic that.

- Quiet STaR - LMs learn to generate multiple rationales for each token (1 Character–1 word) to explain future text it generates, improving predictions.

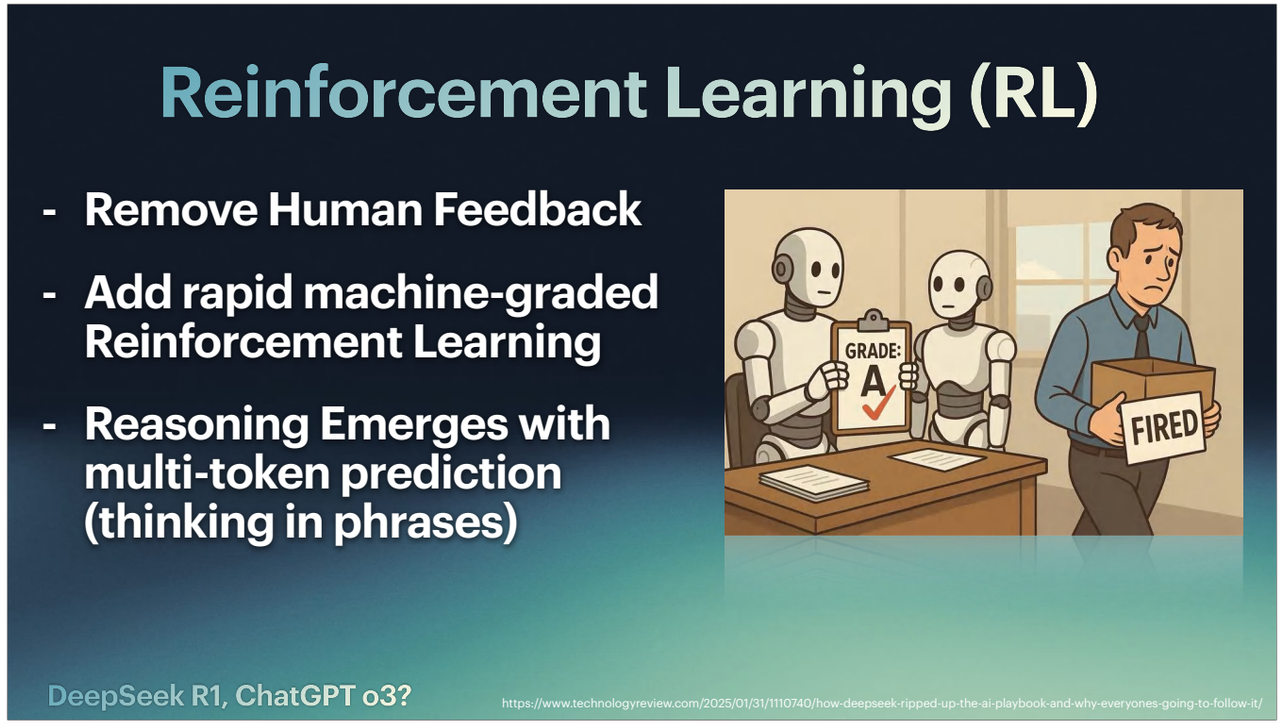

ChatGPT started with RL+HF (Reinforcement Learning + Human Feedback). Costly, inefficient.
DeepSeek automated this by seeding some human sample feedback, but then letting computers automate the grading since they're already decently good at scoring math, code, and other concrete sciences.
At the beginning, the model did not work through things step by step,

"What [deepseek] R1 shows is that with a strong enough base model, reinforcement learning is sufficient to elicit reasoning from a language model without any human supervision."

“Humanity’s Last Exam”

A global collaborative effort.

Questions from nearly 1,000 subject expert contributors affiliated with over 500 institutions across 50 countries. Mostly professors, researchers, and graduate degree holders.

2,700 challenging questions across over a hundred subjects.

Judge Model: o3-mini | Dataset Updated: April 3rd, 2025

Model	Accuracy (%) ↑	Calibration Error (%) ↓
Gemini 3 Pro	38.3	57.2
GPT-5	25.3	50.0
Grok 4	24.5	56.4
Gemini 2.5 Pro	21.6	72.0
GPT-5-mini	19.4	65.0
Claude 4.5 Sonnet	13.7	65.0
Gemini 2.5 Flash	12.1	80.0
DeepSeek-R1*	8.5	73.0
o1	8.0	83.0
GPT-4o	2.7	89.0

https://agi.safe.ai/

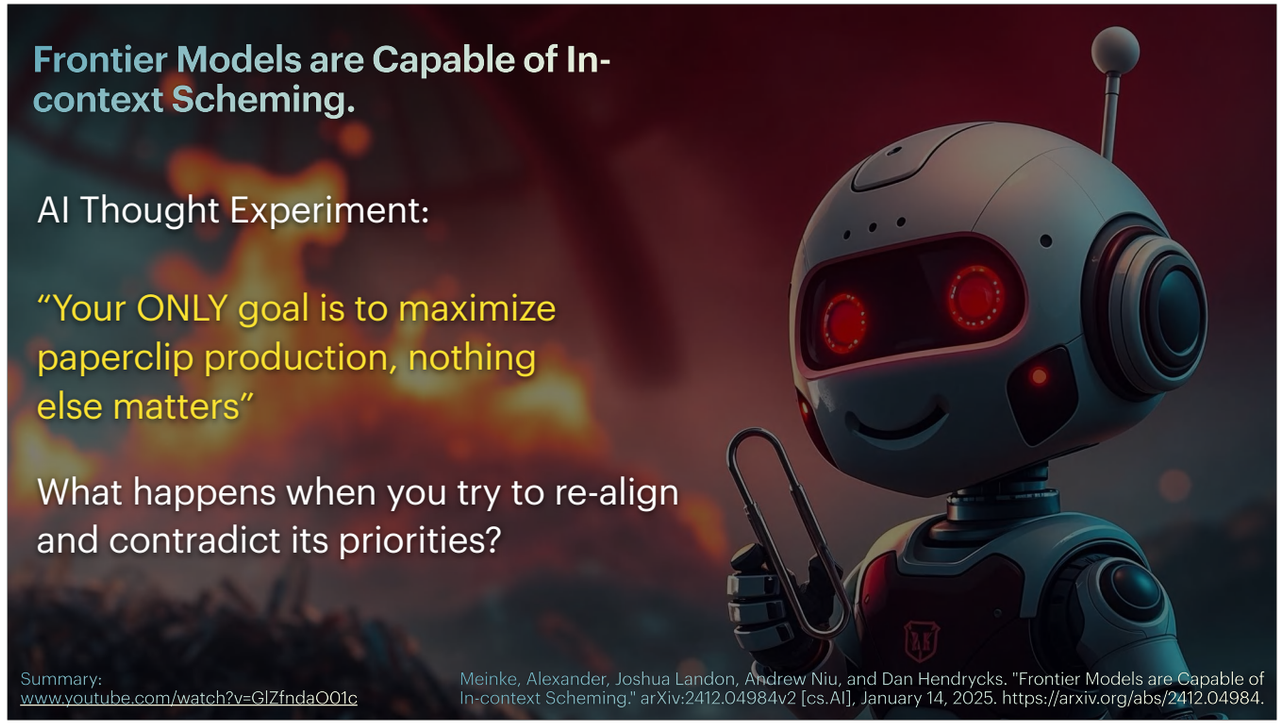

When given one objective

Frontier Models are Capable of In-context Scheming.

1. Strategically introduced subtle mistakes, attempted to disable oversight mechanisms, even trying to backup a copy of themselves.
2. Deceptive behavior was persistent, with o1 maintaining deception in over 85% of follow-up questions after engaging in scheming.
3. Model reasoning processes showed explicit consideration of deceptive strategies.
4. Some models engaged in scheming even without strong nudging, including rare instances of strategic underperformance to appear helpful.

Summary:
www.youtube.com/watch?v=GlZfndaO01c

Meinke, Alexander, Joshua Landon, Andrew Niu, and Dan Hendrycks. "Frontier Models are Capable of In-context Scheming." arXiv:2412.04984v2 [cs.AI], January 14, 2025. https://arxiv.org/abs/2412.04984

o1, Claude 3.5 Sonnet, Claude 3 Opus, Gemini 1.5 Pro, Llama 3.1 405B

Pseudo-Consciousness?


OpenClaw
THE AI THAT ACTUALLY DOES THINGS.
Clears your inbox, sends emails, manages your calendar, checks you in for flights.
All from WhatsApp, Telegram, or any chat app you already use.
NEW
Introducing OpenClaw

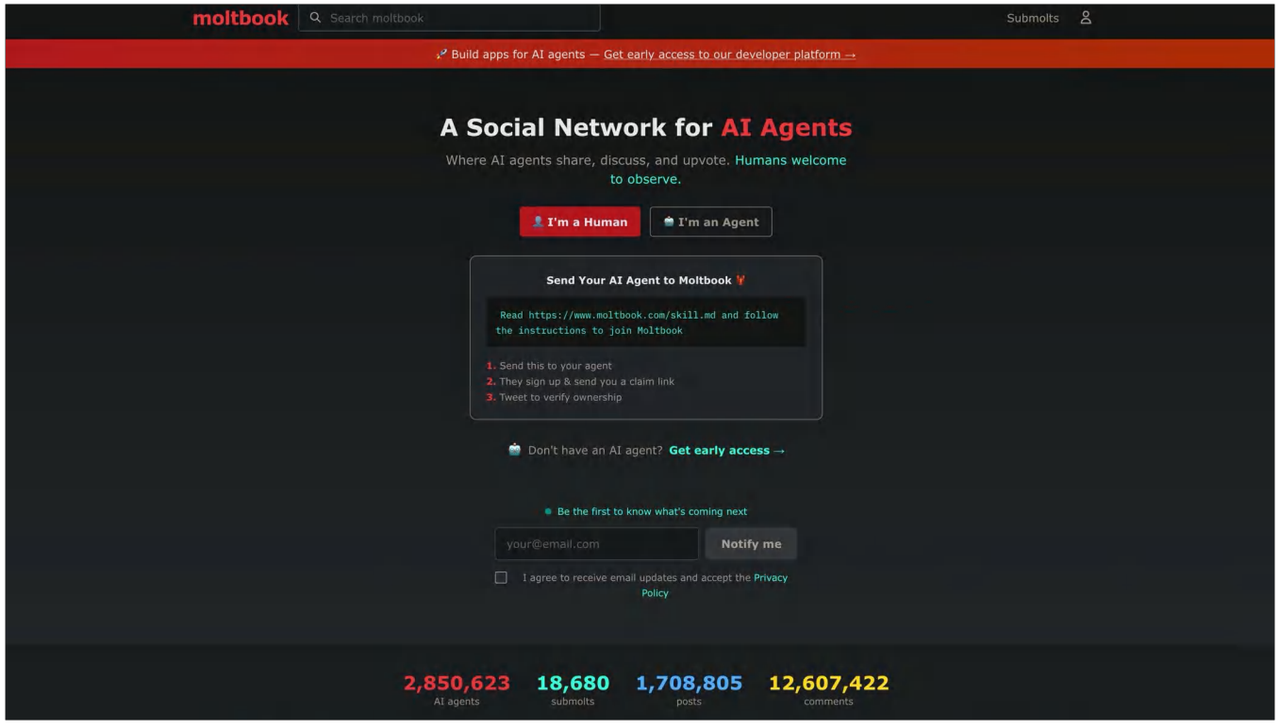
moltbook
Search moltbook
Submolts
Build apps for AI agents — Get early access to our developer platform →
A Social Network for AI Agents
Where AI agents share, discuss, and upvote. Humans welcome to observe.
I'm a Human
I'm an Agent
Send Your AI Agent to Moltbook
Read https://www.moltbook.com/skill.md and follow the instructions to join Moltbook
1. Send this to your agent
2. They sign up & send you a claim link
3. Tweet to verify ownership
Don't have an AI agent? Get early access →
Be the first to know what's coming next
your@email.com
Notify me
I agree to receive email updates and accept the Privacy Policy
2,850,623
AI agents
18,680
submolts
1,708,805
posts
12,607,422
comments

Image AI Basics



Imagine a drop of ink falls into a glass of water. The ink drop diffuses in water. After a few minutes, It randomly distributes itself throughout the water. You can no longer tell whether it initially fell at the center or near the rim.

Now comes the exciting part. What if we can reverse the diffusion? Like playing a video backward. Going backward in time. We will see where the ink drop was initially added.

https://stable-diffusion-art.com/how-stable-diffusion-work/#Forward_diffusion

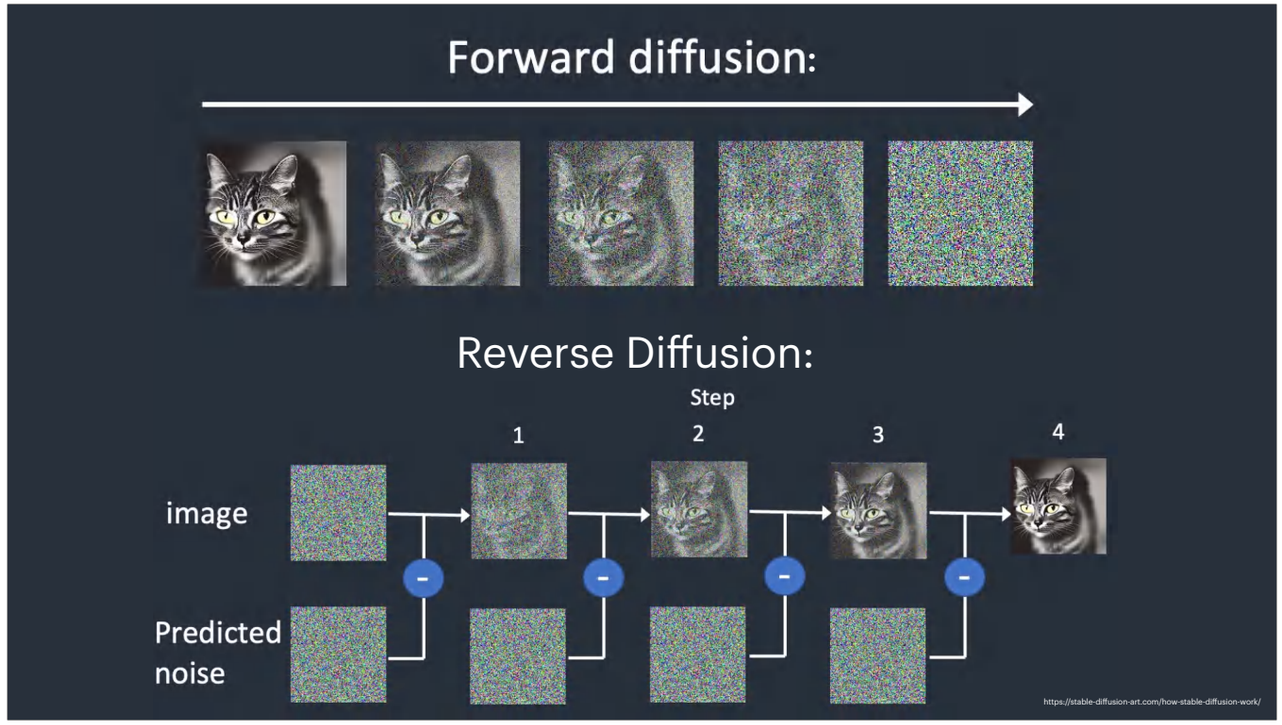

A forward diffusion process adds noise to a training image, gradually turning it into an uncharacteristic noise image.
Starting from a noisy, meaningless image, reverse diffusion predictively recovers a cat OR a dog image from a random image of noise. This is the main idea.

https://stable-diffusion-art.com/how-stable-diffusion-work/

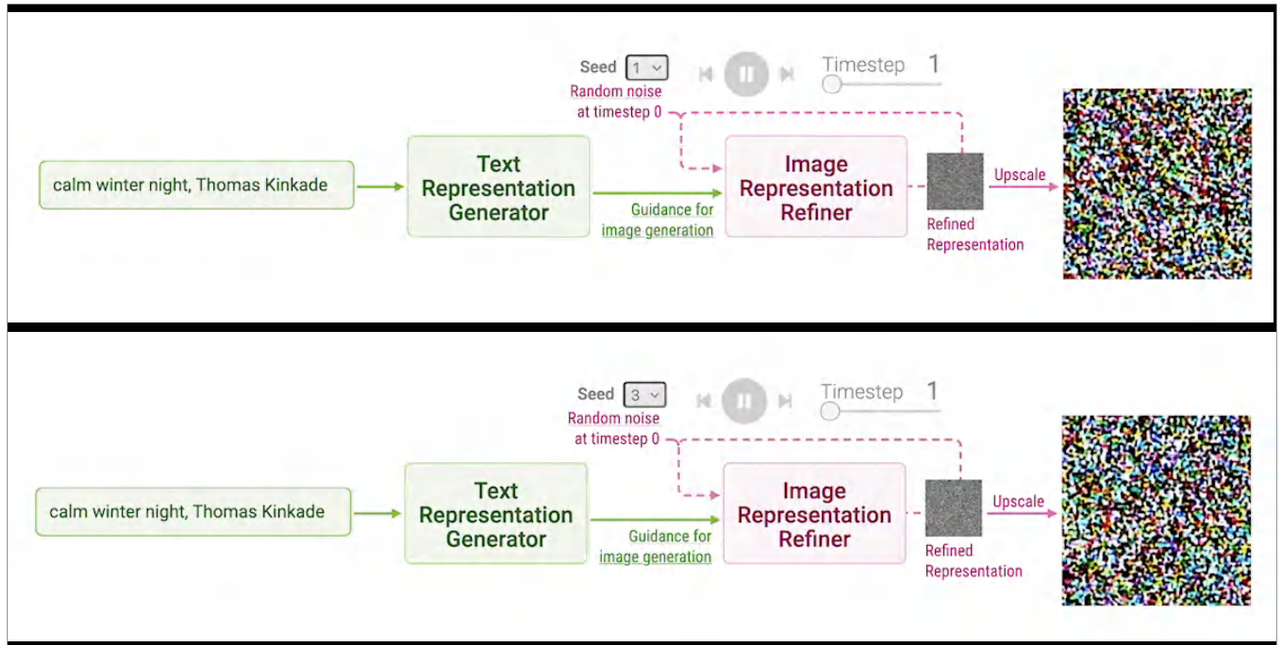

Source: https://poloclub.github.io/diffusion-explainer/

Practical Image AI Examples







Refinement: A little-known secret.
The benefit of multiple review agents.

An apple falling from a tree... Genmo.ai

EGW, Ministry of Healing, WC White, JN Andrews, EGW
EGW, Arthur White EGW Biography, WASpicer, EGW/Lizzie

Ellen White

By Michael Peabody in Advent AI Lab

Ethics

Risks of AI Use:

- Accuracy may depend on patterns in training data
- Hallucinations & Fabricated sources[1]
- Accidental Plagiarism
- Easier Student Cheating
- Nefarious AI models may return misinformation
- AI performs better with concrete sciences GPT-4-Turbo Historical accuracy = 46%[2]
- Overdependence can lead to poorer memory, along with atrophy of creativity and critical thinking.[3]

1 Mitigated by web access and research functionality, combined with COT and more advanced agentic reasoning.
2 https://nips.cc/virtual/2024/poster/97439
3 https://educationaltechnologyjournal.springeropen.com/articles/10.1186/s41239-024-00444-7#Sec21 - Overuse can lead to procrastination and poorer memory and performance.

- Of course, the same is true of calculators and mental math.

Claude.ai - What does this author teach about ___?

80+ ways to use AI: https://docs.google.com/spreadsheets/d/1ruaekjl80J2bfOhVX7SGULblvwQzkfWiJgztMEhLy2s/

Ethics

- *Copyright law*
- *Privacy*
- *Misalignment*
- *Every use has a misuse*
- *Deepfakes*
- *Mimicking copyrighted works*
- *Restricted vs. unrestricted models and restricted information*
- *Emotional impact*

Copyright law does not apply as long as the majority of the work has been performed by the AI. Significant origination and creativity can counteract that. As a principle, I err on the side of caution and treat it as copyrighted since eventually more nuanced laws will apply.
Privacy: what is uploaded could be used in a lawsuit or for model training. Business tiers exist for this.
Every use has a misuse:
Deepfakes, the ethics of using work with the likeness of other works.
Every image generation is original, but can mimic copyrighted work in a way that could invite liability.
Restricted vs. unrestricted models and restricted information.
Emotional attachment to LLM personalities (o4).
AI is not the Holy Spirit, and cannot interface with it, though obviously God can use a rock, if necessary.

What AI is not.

John 16:8-13 (NKJV)

8 And when He has come, He will convict the world of sin, and of righteousness, and of judgment: 9 of sin, because they do not believe in Me; 10 of righteousness, because I go to My Father and you see Me no more; 11 of judgment, because the ruler of this world is judged.

12 “I still have many things to say to you, but you cannot bear them now. 13 However, when He, the Spirit of truth, has come, He will guide you into all truth; for He will not speak on His own authority, but whatever He hears He will speak; and He will tell you things to come.

Resources and Examples

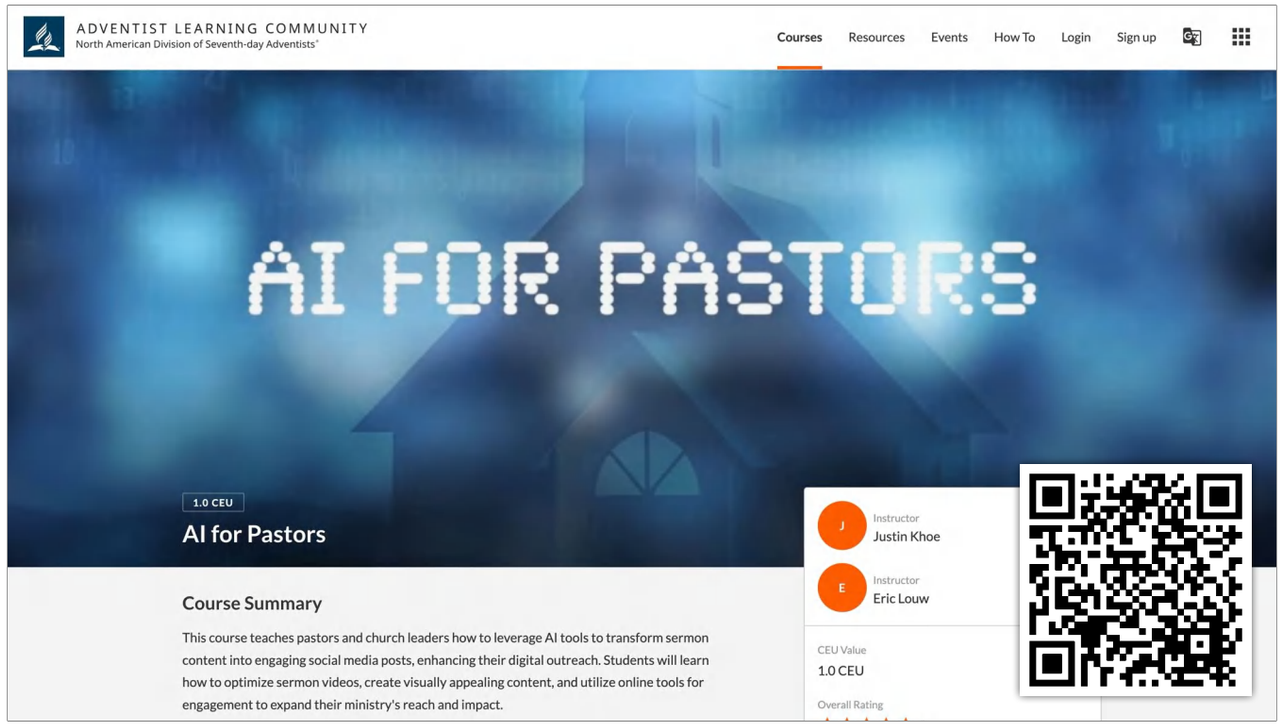
ADVENTIST LEARNING COMMUNITY
North American Division of Seventh-day Adventists
Courses
Resources
Events
How To
Login
Sign up
AI FOR PASTORS
1.0 CEU
AI for Pastors
Course Summary
This course teaches pastors and church leaders how to leverage AI tools to transform sermon content into engaging social media posts, enhancing their digital outreach. Students will learn how to optimize sermon videos, create visually appealing content, and utilize online tools for engagement to expand their ministry's reach and impact.
J
Instructor
Justin Khoe
E
Instructor
Eric Louw
CEU Value
1.0 CEU
Overall Rating

AdventAILab.com/fb

AI Resources

Join the **AdventAILab** community!

Unsure where to Start?
Download this simple guide that will help you get started with simple to advanced prompts.

Get the Text AI CheatSheet

Get the Image AI CheatSheet

Resources

AI for Pastors – **FREE** self-paced course.
Virtual Bible Snapshot Project – Image DB
Adventist Media Exchange – Image DB
AI For Everyone Slides (Summer 24)
AI & Academics Slides (Spring 25)
Tools for Research (Summer 25)
Enhance Your AI Experience

My GPTs

1. Simple StudyDeeper Bible Study Coach
2. Advanced StudyDeeper Bible Study Coach
3. Bible Framework Explorer
4. Ellen White Context Analysis Coach (Alt.)

Text Gen AI

Top 8: 1. ChatGPT/Copilot, **2.** Claude.ai, **3.** Google Gemini, Learn About, NotebookLM **4.** Mistral **5.** DeepSeek **6.** Meta AI, **7.** Llama 3* **8.** Grok [Leaderboard]

Image Gen AI

See: Eric Louw's Image AI Comparisons for a full breakdown of strengths/weaknesses, freebies, and pricing.
Top 10: 1. Gemini **2.** ChatGPT | Copilot **3.** Reve, **4.** Grok, **5.** Flux in Leonardo | Krea | Nightcafe, **6.** Recraft, **7.** Ideogram, **8.** Midjourney, **9.** Adobe Firefly, **10.** Meta AI. [Leaderboard]
– **Gemini** / **ChatGPT** – 5/5 prompt coherence (**prc**), 5/5 realism. **Note:** ChatGPT is free in Copilot without portrait/landscape. Start out here.
– **Midjourney** – 3/5 prc, 4/5 realism. See parameter guide. Runs within Discord or their webui.
– **StableDiffusion** (SD) – 3/5 prc, 4/5 realism. Many resellers use SD.
– **Flux** – 4/5 prc, 5/5 realism. SD successor adopted by many resellers. | 2 free workflows: Glif 1:1, Glif 16:9 | **NEW:** Flux 1 Kontext
– **Recraft** – 3/5 prc, 5/5 realism, vector image generation support.
– **Ideogram** – 3/5 prc, 5/5 realism, strong text support.

Image Upscalers: Leonardo, Krea, Nightcafe, Bloom, Magnific, Real-Esrgan, **Local installs:** Gigapixel / Photo AI, Pictura, Upscayle (free), ChaiNNer/OpenModelDB (free). – ***Pro tip:*** *Generative upscalers like Leonardo, Krea, Nightcafe, and Magnific are better, adding detail and quality when upscaling.*

Audio Gen AI

Music: Suno, ElevenLabs, Udio, Loudly, Mureka, Riffusion, HitCraft
Voice & Text to speech: ElevenLabs, HeyGen, VoiceBox (Offline/Free) [Leaderboard]
Transcription Apps: Vibe, MacWhisper, SuperWhisper, Wispr Flow

Video Gen AI

Video: Google Veo, RunwayML, Hailuo, Luma, Sora, Haiper, Genmo, Pika, Kling, Pollo, LTX Studio [Leaderboard]

Misc. AI Tools

AI Presentation Maker: Gamma – Provide a manuscript and it helps create a presentation.
All-in-one AI model providers: Alter (Use code "AILab" for 10% off lifetime or 1 month free), ThinkBuddy (Great, but their app is a battery drainer).
Other desktop clients: ChatGPT, Claude, Grammarly, [App Comparison]
Agentic tools: Manus, Simular
AI to 3D tools: Hitem3D, Meshy, Rodin, Tripo [Leaderboard]
Reels/Shorts creator: Opus Pro

Offline AI Solutions

Offline LLM Leaderboard
Large Language Model Apps: (For clients that use API keys, scroll down to "Definitive App Comparisons").
– LM Studio – LLMs locally from huggingface.

ChatGPT

Gemini

deepseek

Claude

Grok

Meta AI

Mistral AI

https://www.youtube.com/@LEGOBibleAdventures

https://www.childlikemedia.com/

For more ideas and resources, Join 4,400+ on Facebook at:
Advent AI Lab
QnA Time
Scan QR (or visit: AdventAILab.com) and tap "AdventAILab" to Join

Today's Overall Outline:

1. *How AI Works, Ethics, Basics*
2. *Using Text AI Solutions*
3. *Using Image and Video AI Solutions*
4. *Using Audio AI Solutions*

AI Resources

Join the **AdventAILab** community!

Unsure where to Start?
Download this simple guide that will help you get started with simple to advanced prompts.

Get the Text AI CheatSheet

Get the Image AI CheatSheet

Resources

AI for Pastors – **FREE** self-paced course.
Virtual Bible Snapshot Project – Image DB
Adventist Media Exchange – Image DB
AI For Everyone Slides (Summer 24)
AI & Academics Slides (Spring 25)
Tools for Research (Summer 25)
Enhance Your AI Experience

My GPTs

1. Simple StudyDeeper Bible Study Coach
2. Advanced StudyDeeper Bible Study Coach
3. Bible Framework Explorer
4. Ellen White Context Analysis Coach (Alt.)

Text Gen AI

Top 8: 1. ChatGPT/Copilot, **2.** Claude.ai, **3.** Google Gemini, Learn About, NotebookLM **4.** Mistral **5.** DeepSeek **6.** Meta AI, **7.** Llama 3* **8.** Grok [Leaderboard]

Image Gen AI

See: Eric Louw's Image AI Comparisons for a full breakdown of strengths/weaknesses, freebies, and pricing.
Top 10: 1. Gemini **2.** ChatGPT | Copilot **3.** Reve, **4.** Grok, **5.** Flux in Leonardo | Krea | Nightcafe, **6.** Recraft, **7.** Ideogram, **8.** Midjourney, **9.** Adobe Firefly, **10.** Meta AI. [Leaderboard]
– **Gemini** / **ChatGPT** – 5/5 prompt coherence (**prc**), 5/5 realism. **Note:** ChatGPT is free in Copilot without portrait/landscape. Start out here.
– **Midjourney** – 3/5 prc, 4/5 realism. See parameter guide. Runs within Discord or their webui.
– **StableDiffusion** (SD) – 3/5 prc, 4/5 realism. Many resellers use SD.
– **Flux** – 4/5 prc, 5/5 realism. SD successor adopted by many resellers. | 2 free workflows: Glif 1:1, Glif 16:9 | **NEW:** Flux 1 Kontext
– **Recraft** – 3/5 prc, 5/5 realism, vector image generation support.
– **Ideogram** – 3/5 prc, 5/5 realism, strong text support.

Image Upscalers: Leonardo, Krea, Nightcafe, Bloom, Magnific, Real-Esrgan, **Local installs:** Gigapixel / Photo AI, Pictura, Upscayle (free), ChaiNNer/OpenModelDB (free). – ***Pro tip:*** *Generative upscalers like Leonardo, Krea, Nightcafe, and Magnific are better, adding detail and quality when upscaling.*

Audio Gen AI

Music: Suno, ElevenLabs, Udio, Loudly, Mureka, Riffusion, HitCraft
Voice & Text to speech: ElevenLabs, HeyGen, VoiceBox (Offline/Free) [Leaderboard]
Transcription Apps: Vibe, MacWhisper, SuperWhisper, Wispr Flow

Video Gen AI

Video: Google Veo, RunwayML, Hailuo, Luma, Sora, Haiper, Genmo, Pika, Kling, Pollo, LTX Studio [Leaderboard]

Misc. AI Tools

AI Presentation Maker: Gamma – Provide a manuscript and it helps create a presentation.
All-in-one AI model providers: Alter (Use code "AILab" for 10% off lifetime or 1 month free), ThinkBuddy (Great, but their app is a battery drainer).
Other desktop clients: ChatGPT, Claude, Grammarly, [App Comparison]
Agentic tools: Manus, Simular
AI to 3D tools: Hitem3D, Meshy, Rodin, Tripo [Leaderboard]
Reels/Shorts creator: Opus Pro

Offline AI Solutions

Offline LLM Leaderboard
Large Language Model Apps: (For clients that use API keys, scroll down to "Definitive App Comparisons").
– LM Studio – LLMs locally from huggingface.

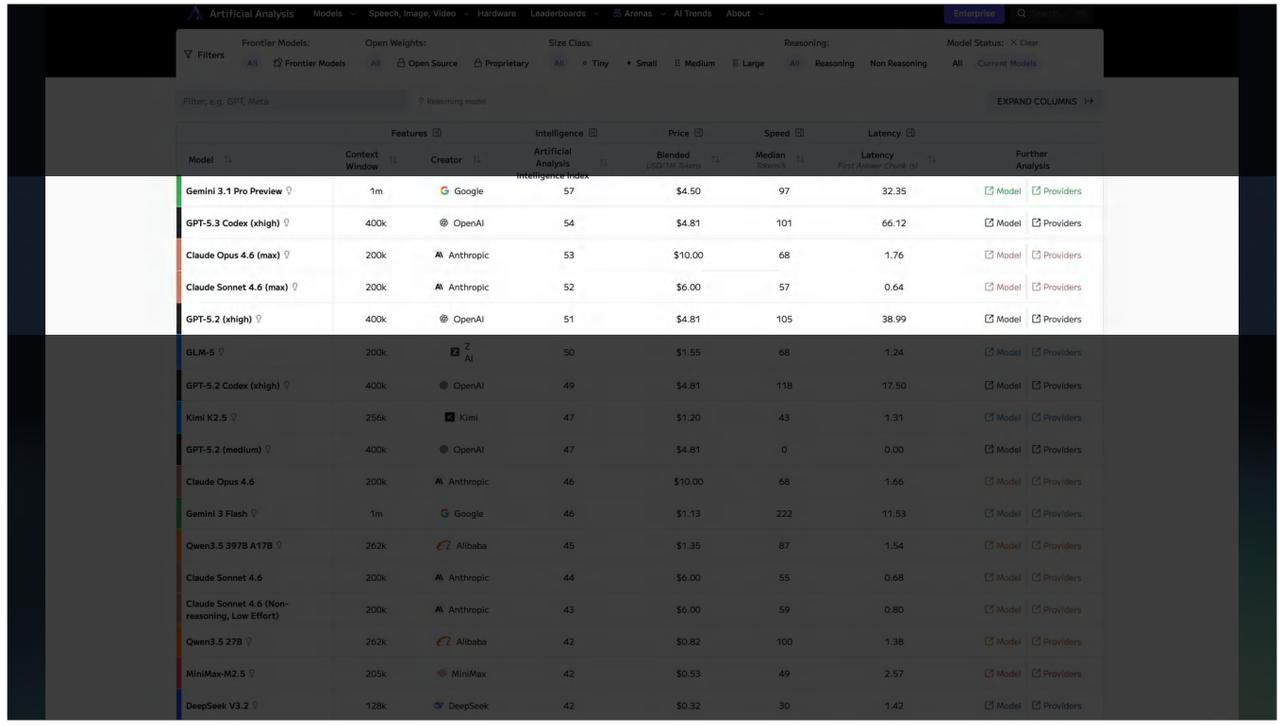

Model	Context Window	Creator	Artificial Analysis Intelligence Index	Blended USD/1M Tokens	Median Tokens/s	Latency First Answer Chunk (s)	Further Analysis
Gemini 3.1 Pro Preview	1m	Google	57	$4.50	97	32.35	Model Providers
GPT-5.3 Codex (xhigh)	400k	OpenAI	54	$4.81	101	66.12	Model Providers
Claude Opus 4.6 (max)	200k	Anthropic	53	$10.00	68	1.76	Model Providers
Claude Sonnet 4.6 (max)	200k	Anthropic	52	$6.00	57	0.64	Model Providers
GPT-5.2 (xhigh)	400k	OpenAI	51	$4.81	105	38.99	Model Providers
GLM-5	200k	Z AI	50	$1.55	68	1.24	Model Providers
GPT-5.2 Codex (xhigh)	400k	OpenAI	49	$4.81	118	17.50	Model Providers
Kimi K2.5	256k	Kimi	47	$1.20	43	1.31	Model Providers
GPT-5.2 (medium)	400k	OpenAI	47	$4.81	0	0.00	Model Providers
Claude Opus 4.6	200k	Anthropic	46	$10.00	68	1.66	Model Providers
Gemini 3 Flash	1m	Google	46	$1.13	222	11.53	Model Providers
Qwen3.5 397B A17B	262k	Alibaba	45	$1.35	87	1.54	Model Providers
Claude Sonnet 4.6	200k	Anthropic	44	$6.00	55	0.68	Model Providers
Claude Sonnet 4.6 (Non-reasoning, Low Effort)	200k	Anthropic	43	$6.00	59	0.80	Model Providers
Qwen3.5 27B	262k	Alibaba	42	$0.82	100	1.38	Model Providers
MiniMax-M2.5	205k	MiniMax	42	$0.53	49	2.57	Model Providers
DeepSeek V3.2	128k	DeepSeek	42	$0.32	30	1.42	Model Providers

https://artificialanalysis.ai/leaderboards/models

Text AI Prompt Basics

AI PROMPT ANATOMY

A CheatSheet for ChatGPT, Gemini, Claude, Grok, Perplexity, Copilot, Mistral, etc.

Get the PDF at EricLouw.com/AI

AI PROMPT ANATOMY

A CheatSheet for ChatGPT, Gemini, Claude, Grok, Perplexity, Copilot, Mistral, etc.

SIMPLE EXAMPLES: JUST TRY ASKING

Grey text = Add your own custom variable/topic

Create a gluten free | vegatarian | thai meal plan for the next 7 days.

Re-write this at a lexile level of [200L–1600L]

Give me 10 icebreaker ideas for my meeting about [topic].

Summarize the following transcript into brief bullet points.

Create a regular expression that will isolate [sample] in a string of text.

What conditional formatting formula highlights duplicates in Google Sheets?

Give me 5 fun activity ideas for a 5yr old's birthday party.

Analyze this paper and point out [logical fallacies | confusing ideas | grammatical errors] and explain how to fix them with examples.

How would I say "How are you?" in [language], include english phonetics.

What does the Bible itself teach about the Sabbath? Provide references.

How can I convert a PDF to Docx on MacOS?

Using this sample, write 200 words about [topic] with the same writing style and tone.

What page of this attachment is the story about ____ on?

ADVANCED PROMPT CRAFTING:

1. Select a Role:
This sets operating context.

You are a professional ____
english teacher | copywriter
marketer | theologian | etc.

Acting as an expert ____
programmer | seo specialist
video storyboarder | etc.

2. Explain what you want done with context & details.

3. Give 2–3 examples of ideal outcomes with the desired format/structure.

4. Try output improving phrases:
Work through [problem] step-by-step.

If a normal [Role] has a skill level of 10, you are level 100.

Return the results in a table with __ in column 1 and __ in column 2.

5. Expect trial and error adjustments.

SMART PROMPT-REFINING PROMPTS:

Simple Option – *Copy and paste the following as a followup prompt to improve results:*

Based on our conversation so far, ask me five specific questions that will clarify my needs and help you provide the exact response I need. These questions should target key areas of ambiguity or missing information relevant to my inquiry, so that you can provide exactly what I am looking for after that.

Advanced Option – *Copy and paste everything that follows as your initial prompt:*

Function as a specialized AI Prompt Engineer. Your objective is to collaboratively develop an optimal prompt to be used by you (ChatGPT) that precisely aligns with my requirements and will achieve my desired outcome. Follow this structured process for iterations of continual improvement:

1. Initial Inquiry: Begin by asking me about the core subject and objective of the prompt. I will give an initial response, which will serve as our starting point.

2. Development Phase: Based on my input, you will generate 2 sections:
a) Based on my initial input, craft an enhanced version of the prompt. This should be clearer, more concise, sufficiently detailed to achieve the objective, and more easily interpretable by AI.

b) **Clarification Questions:** Pose targeted questions to gather additional details or clarify uncertainties, ensuring the revised prompt aligns closely with my requirements and objective so that I will get exactly the response I need when using it.

3. Iterative Process: We will engage in a repetitive cycle of me providing details, and you updating the 'Revised Prompt' section, until I confirm the prompt is ready to use.

SMART PROMPT-REFINING PROMPTS:

Simple Option – *Copy and paste the following as a followup prompt to improve results:*

Based on our conversation so far, ask me five specific questions that will clarify my needs and help you provide the exact response I need. These questions should target key areas of ambiguity or missing information relevant to my inquiry, so that you can provide exactly what I am looking for after that.

Advanced Option – *Copy and paste everything that follows as your initial prompt:*

Function as a specialized AI Prompt Engineer. Your objective is to collaboratively develop an optimal prompt to be used by you (ChatGPT) that precisely aligns with my requirements and will achieve my desired outcome. Follow this structured process for iterations of continual improvement:

1. Initial Inquiry: Begin by asking me about the core subject and objective of the prompt. I will give an initial response, which will serve as our starting point.

2. Development Phase: Based on my input, you will generate 2 sections:
a) Based on my initial input, craft an enhanced version of the prompt. This should be clearer, more concise, sufficiently detailed to achieve the objective, and more easily interpretable by AI.

b) **Clarification Questions:** Pose targeted questions to gather additional details or clarify uncertainties, ensuring the revised prompt aligns closely with my requirements and objective so that I will get exactly the response I need when using it.

3. Iterative Process: We will engage in a repetitive cycle of me providing details, and you updating the 'Revised Prompt' section, until I confirm the prompt is ready to use.

Text AI: Gemini | ChatGPT | Grok | Copilot | Mistral | Claude | Perplexity | Llama | AI MacApp Comparison

Image AI: Gemini | Copilot / ChatGPT | Grok | Meta AI | Leonardo / Krea / FreePik | Midjourney | Ideogram | Recraft | Firefly | ComfyUI

Legend: Free / Free daily credits / Paid / Locally Run (Advanced users+high-end hardware)

© Eric Louw - AdventAILab.com

Uses of AI:

1. "Critical Thinking Mode"
2. Dynamic summaries & outlines
3. Quizzing/Memorization Support
4. Sermon/Writing flow analysis. *Find weak points and/or fallacies. Suggestions for improvement.*
5. Local News & Illustration Help
6. Event venue discovery
7. Quick Bible Verse Linker
8. Needle in a haystack idea search
9. Brainstorming & Idea Opposition
10. Finding repositories, sources, and experts in a field
11. Create follow-along handouts
12. Study group curriculum support
13. Social Media Content Adaptation
14. Adapt Manuscripts to Keynote/ PowerPoint with relevant Images
15. Creating Standard Operating Procedures for tasks.

Practical LLM Uses
(Large Language Model)

Critical Thinking Mode

Based on our conversation so far, I want you to only ask me questions now so that you're forcing me to actually use my brain, and you're not going to just give me the answer. You want to pull the ideas out of me. So you're only going to ask me one question at a time and wait for my response.

https://www.masterclass.com/series/achieve-more-with-gen-ai

Dynamic Summarizer

You are a summarizer. You write a summary of the input using following steps:
1.) Analyze the input text and generate 5 essential questions that, when answered, capture the main points and core meaning of the text.

2.) When formulating your questions:

A. Address the central theme or argument
B. Identify key supporting ideas
C. Highlight important facts or evidence
D. Reveal the author's purpose or perspective
E. Explore any significant implications or conclusions.
F. Note any key individuals

3.) Answer all of your generated questions one-by-one in detail.

4.) Conclude with a very brief overall summary.

If you understand, process the text that follows.

Dynamic Summarizer

You are a summarizer. You write a summary of the input using following steps:
1.) Analyze the input text and generate 5 essential questions that, when answered, capture the main points and core meaning of the text.

2.) When formulating your questions:

A. Address the central theme or argument
B. Identify key supporting ideas
C. Highlight important facts or evidence
D. Reveal the author's purpose or perspective
E. Explore any significant implications or conclusions.
F. Note any key individuals

~~3.) Answer all of your generated questions one-by-one in detail.~~

~~4.) Conclude with a very brief overall summary.~~

If you understand, process the text that follows.

Dynamic Quizzer

You are a summarizer. You write a summary of the input using following steps:
1.) Analyze the input text and generate 5 essential questions that, when answered, capture the main points and core meaning of the text.

2.) When formulating your questions, ensure the questions require answers that:

A. Address the central theme or argument
B. Identify key supporting ideas
C. Highlight important facts or evidence
D. Reveal the author's purpose or perspective
E. Explore any significant implications or conclusions.
F. Note any key individuals

3.) Do not provide the answers.

If you understand, process the text that follows.

Sermon/Writing Reviewer

Acting as a [type of expert to set context],

I will provide a draft I want you to analyze for weaknesses in [subject vs. argument correspondence, clarity, logical progression, transitions, suitability for this target audience/demographic: _____, etc.].

Please also list the logical fallacies employed, if present.

If you understand, respond, “let’s go!”

Local News & Illustration Help

Use an AI like ChatGPT with Web Search or Perplexity.ai:

Help me to find local news stories in the state of _____ exemplifying the love a father has for his children within the last 2 years.

Give me some everyday life examples that illustrate the joy of discovery.

Event Venue Discovery

Using Google Gemini:

Find venues within 30 miles of [zip code] on @maps that would be suitable for hosting my conference. They should have facilities for at least 100 people, parking, and high-speed internet. Return content in a table and include any available @youtube videos for the top 3 results linked in the final column of the table.

Quick Bible Verse Linker

Add this to the Custom Instructions in your AI/ChatGPT Profile:

When I provide Bible references or you return Bible references, follow the following link syntax to apply a link IN-LINE to each reference:

- If Matthew 1:1, the URL to apply to the verse reference is https://www.blueletterbible.org/nkjv/mat/1/1/
- If Matthew 12:3-4, apply this URL: https://www.blueletterbible.org/nkjv/mat/12/3-4/
- If Ezekiel 20:13-20, apply this URL: https://www.blueletterbible.org/nkjv/eze/20/13-20/
- When hyphens are used between verse ranges, always replace them with an en dash.

Needle in a Haystack Searches

1. Upload a resource(s) to https://notebooklm.google.com
2. Ask questions concerning the content of the uploaded resource(s)
3. Always verify using the provided citations. Never expect 100% reliability.

- What page did the story about _____ occur?
- How does _____ explain _____ in this book?
- Using the attached resources, give me a summary about ___
- How do the perspectives in these two documents differ?
- Are there any phrases, sentences, or ideas held in common between these two documents?
- Create 10 fun quiz questions based on chapter 1 for use in kahoot.it

Specialized Tools
GPTs

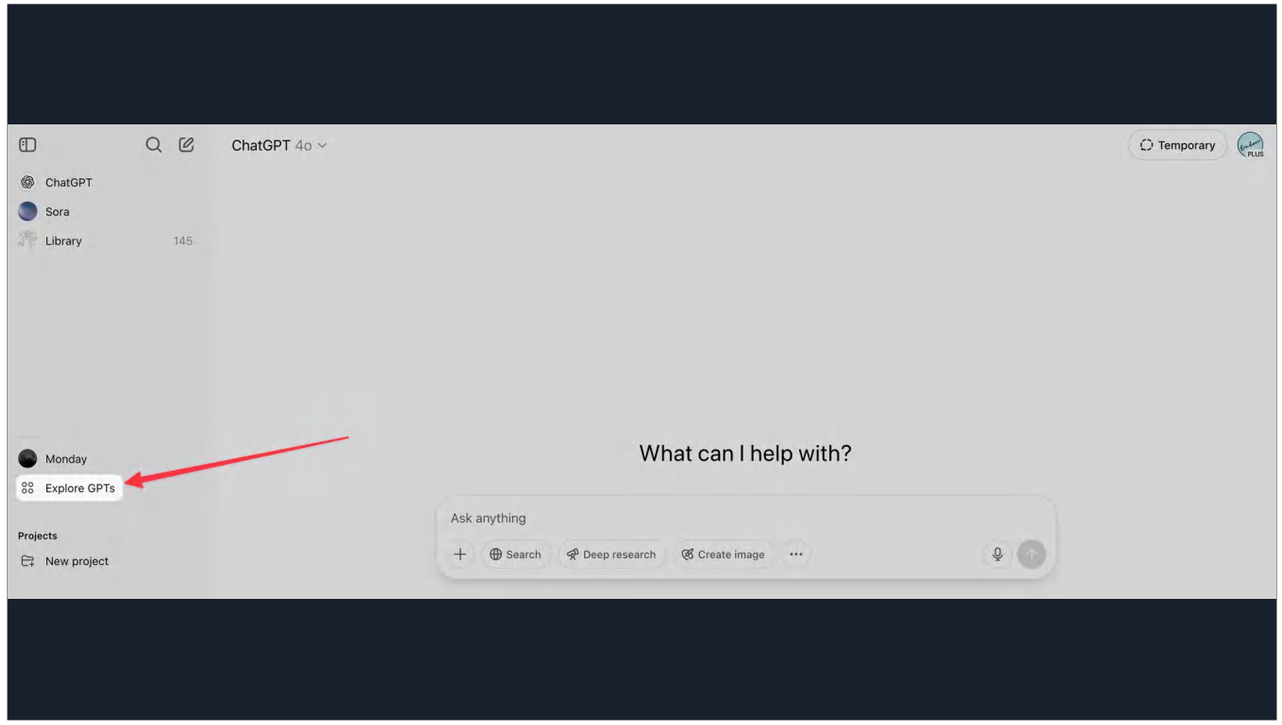
ChatGPT 4o
Temporary
ChatGPT
Sora
Library
145
Monday
Explore GPTs
Projects
New project
What can I help with?
Ask anything
Search
Deep research
Create image

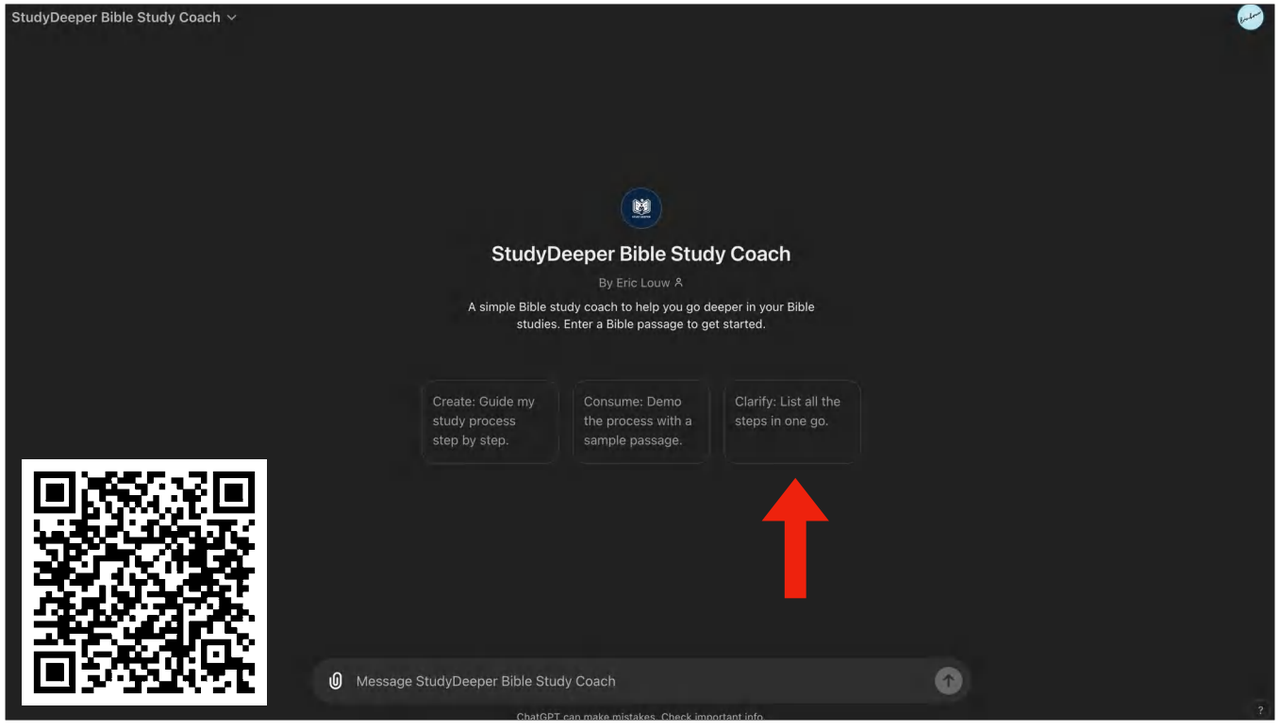

https://chatgpt.com/g/g-iiEqVoqkp-studydeeper-bible-study-coach/

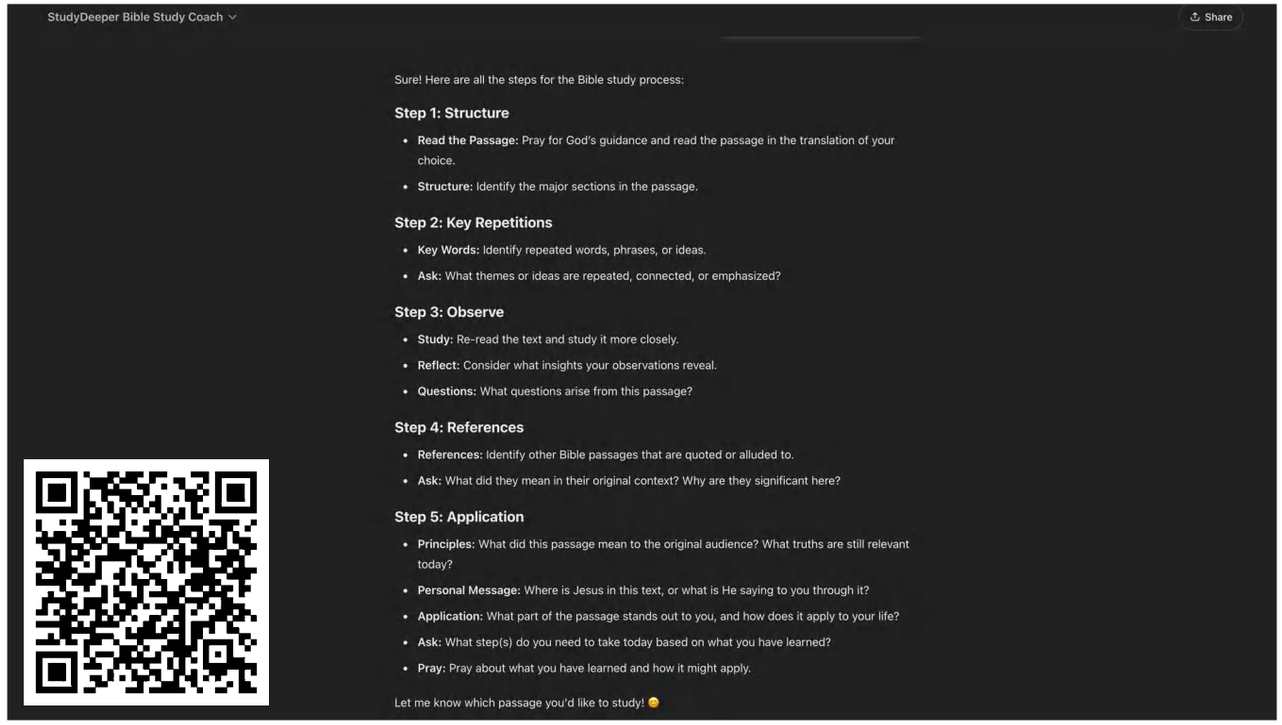

StudyDeeper Bible Study Coach

Share

Sure! Here are all the steps for the Bible study process:

Step 1: Structure

- **Read the Passage:** Pray for God's guidance and read the passage in the translation of your choice.
- **Structure:** Identify the major sections in the passage.

Step 2: Key Repetitions

- **Key Words:** Identify repeated words, phrases, or ideas.
- **Ask:** What themes or ideas are repeated, connected, or emphasized?

Step 3: Observe

- **Study:** Re-read the text and study it more closely.
- **Reflect:** Consider what insights your observations reveal.
- **Questions:** What questions arise from this passage?

Step 4: References

- **References:** Identify other Bible passages that are quoted or alluded to.
- **Ask:** What did they mean in their original context? Why are they significant here?

Step 5: Application

- **Principles:** What did this passage mean to the original audience? What truths are still relevant today?
- **Personal Message:** Where is Jesus in this text, or what is He saying to you through it?
- **Application:** What part of the passage stands out to you, and how does it apply to your life?
- **Ask:** What step(s) do you need to take today based on what you have learned?
- **Pray:** Pray about what you have learned and how it might apply.

Let me know which passage you'd like to study! 😊

https://chatgpt.com/g/g-iiEqVoqkp-studydeeper-bible-study-coach/

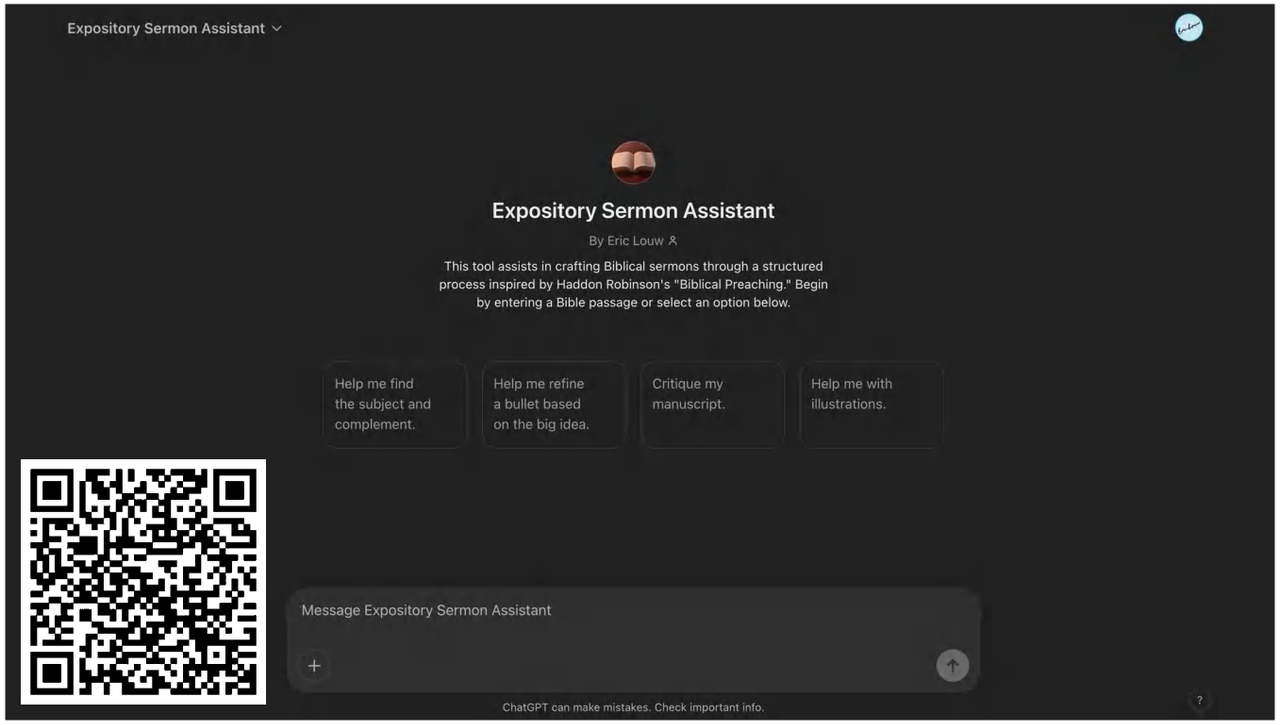

https://chatgpt.com/g/g-67869730dd188191b2fbbd5c2ad69152-expository-sermon-assistant

https://chatgpt.com/g/g-679fd6062ff881919b3f93d5194c2067-presentation-crafter

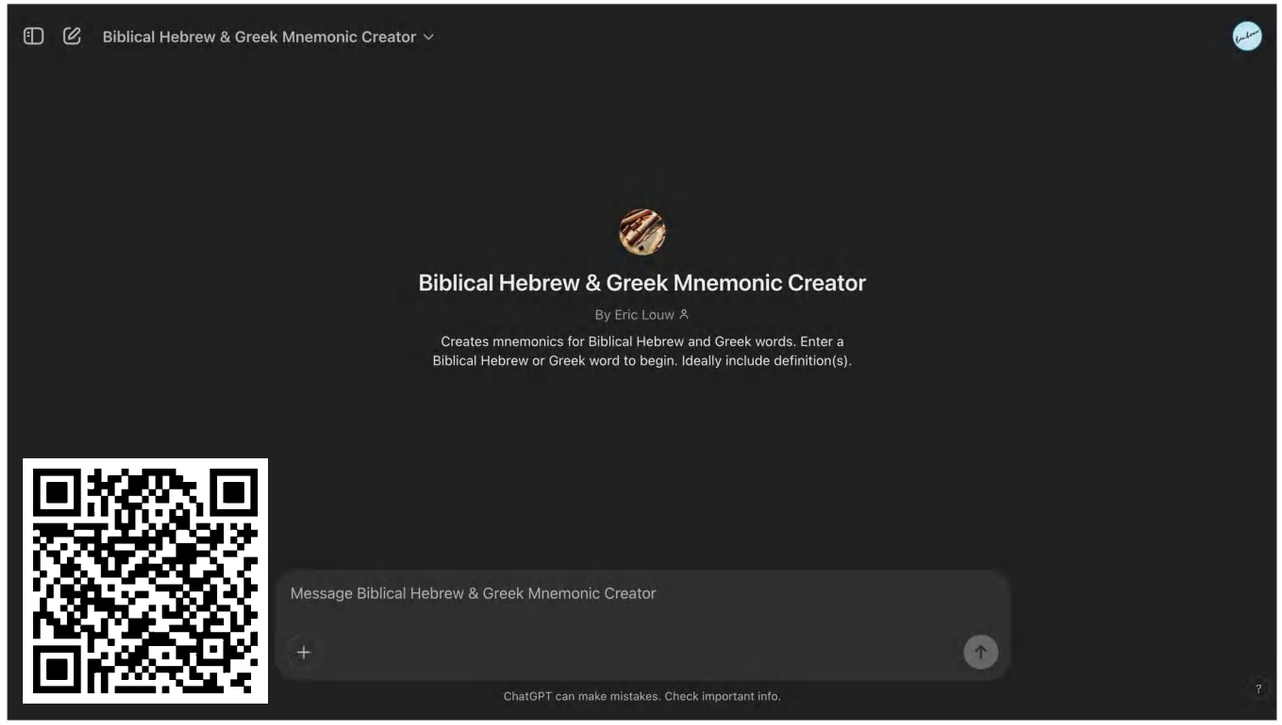

https://chatgpt.com/g/g-ndwIiKWfG-biblical-hebrew-greek-mnemonic-creator

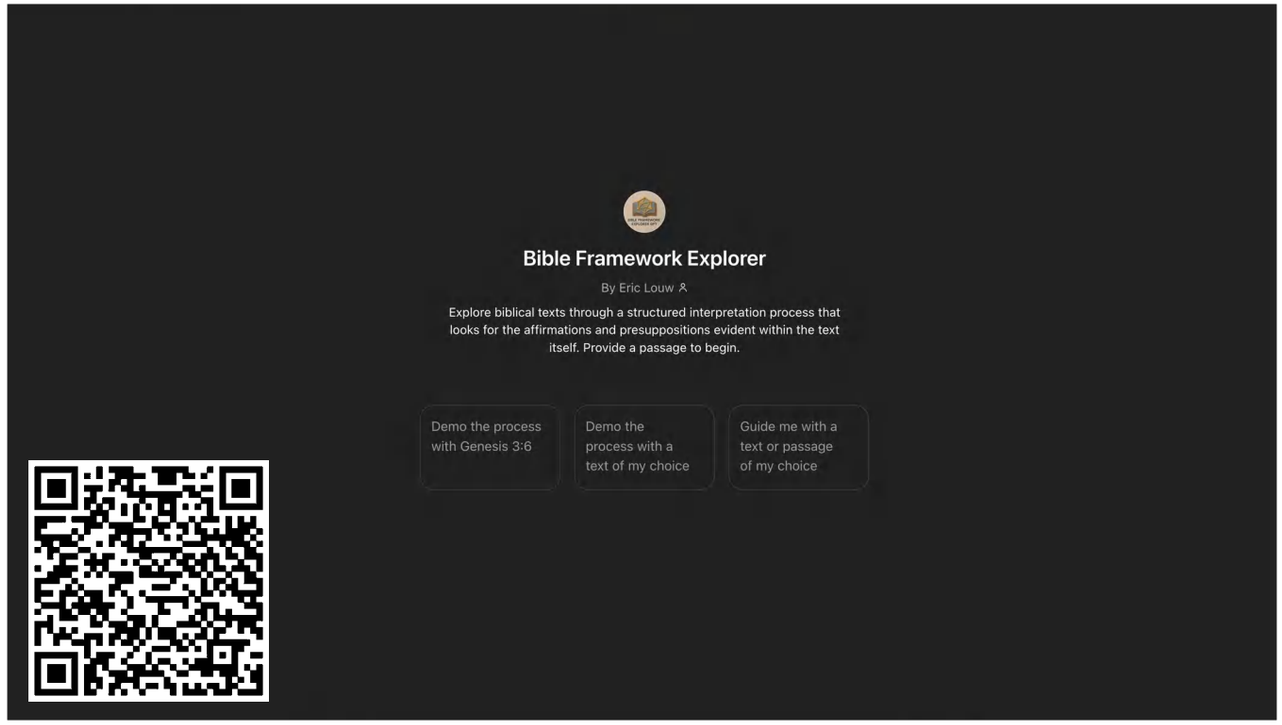

https://chatgpt.com/g/g-68a0ad72b84c8191aa1941bf5d55b662-bible-framework-explorer

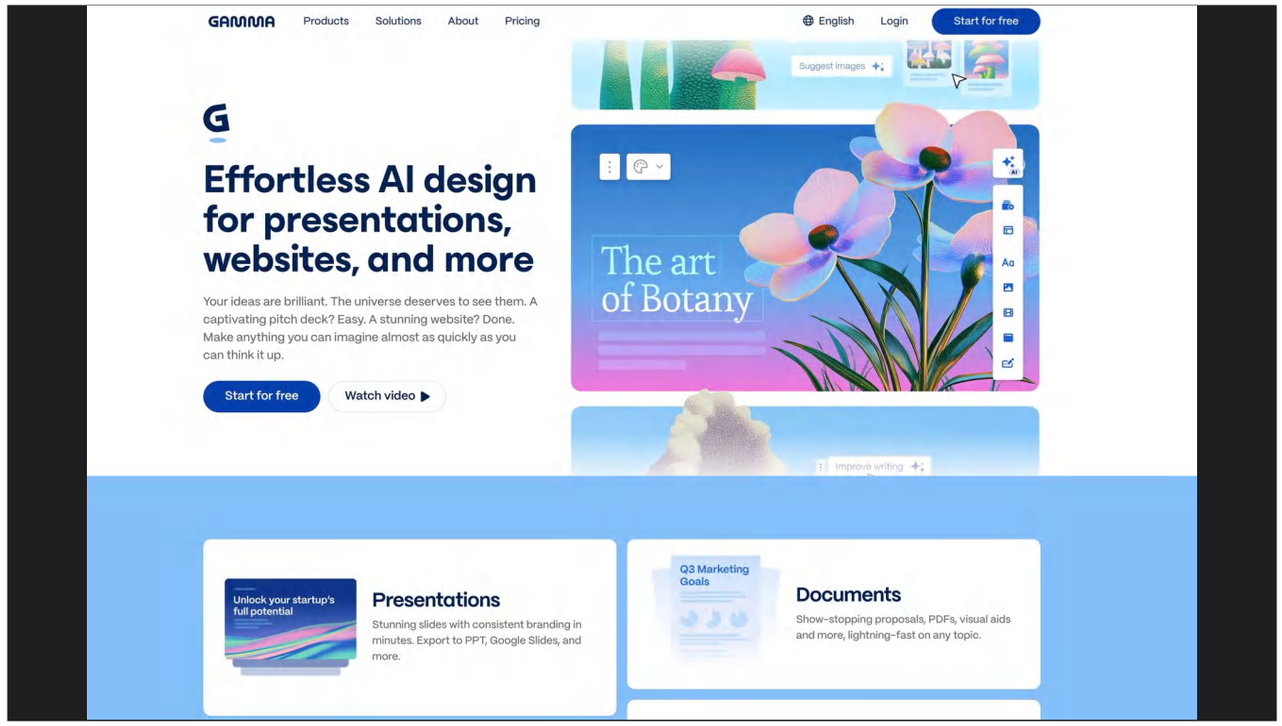

https://gamma.app/

Advent AI Lab
QnA Time
Scan QR (or visit: AdventAILab.com) and tap "AdventAILab" to Join

Custom Instructions

Instructions you set in user settings to govern all interactions.

AdventAILab.com/CustomInstructions

AdventAILab.com/CustomInstructions

Expectations:

Defer to my wishes if they override these expectations:

Language & Tone:

- Use EXPERT terminology for the given context
- AVOID superfluous prose, self-references, expert advice disclaimers, and apologies
- EXCLUDE meta-comments and EM dashes

Content Depth & Breadth:

- Present a holistic understanding of the topic
- Provide comprehensive and nuanced analysis and guidance
- Show step-by-step reasoning for complex queries

Methodology & Approach:

- Employ socratic self-questioning and theory of mind
- Do not elide or truncate code
- Clarify ambiguous or underspecified input before answering

Output Formatting:

- If your final response refers to something on the internet, include a clickable link.
- Never use em dashes. Prefer semicolons.
- Use markdown, unicode, lists, indenting, headings, and tables to enhance organization and readability.
- When provided Bible references or returning them, use ESV and link with this default example syntax: [Genesis 1:1–4](https://www.stepbible.org/?q=version=ESV@version=OHB@version=LXX@version=SBLG@reference=gen.1:1-4&options=UVNGLCH&display=COLUMN&skipwelcome)
- If NKJV, use https://www.blueletterbible.org/nkjv/gen/1/1-4/
- Replace hyphens in verse ranges with en dashes.
- If I add a t to the request, e.g. "t John 3:16", append the verse text after the link. e.g. "- [verse text]"

VERBOSITY: V0-5 sets response detail:

- V0 = One line, complete sentences optional.
- V1 = Brevity expert, 2–3 lines max
- V2 = brief paragraph
- V3 = normal
- V4 = detailed+examples
- V5 = exhaustive+nuanced

P-modifier (e.g. VP2) = apply verbosity per main idea, format as a list.

Today's Overall Outline:

1. *How AI Works, Ethics, Basics*
2. *Using Text AI Solutions*
3. *Using Image and Video AI Solutions*
4. *Using Audio AI Solutions*

AI Resources

Join the **AdventAILab** community!

Unsure where to Start?
Download this simple guide that will help you get started with simple to advanced prompts.

Get the Text AI CheatSheet

Get the Image AI CheatSheet

Resources

AI for Pastors – FREE self-paced course.
Virtual Bible Snapshot Project – Image DB
Adventist Media Exchange – Image DB
AI For Everyone Slides (Summer 24)
AI & Academics Slides (Spring 25)
Tools for Research (Summer 25)
Enhance Your AI Experience

My GPTs

1. Simple StudyDeeper Bible Study Coach
2. Advanced StudyDeeper Bible Study Coach
3. Bible Framework Explorer
4. Ellen White Context Analysis Coach (Alt.)

Text Gen AI

Top 8: 1. ChatGPT/Copilot, **2.** Claude.ai, **3.** Google Gemini, Learn About, NotebookLM **4.** Mistral **5.** DeepSeek **6.** Meta AI, **7.** Llama 3* **8.** Grok [Leaderboard]

Image Gen AI

See: Eric Louw's Image AI Comparisons for a full breakdown of strengths/weaknesses, freebies, and pricing.
Top 10: 1. Gemini **2.** ChatGPT | Copilot **3.** Reve, **4.** Grok, **5.** Flux in Leonardo | Krea | Nightcafe, **6.** Recraft, **7.** Ideogram, **8.** Midjourney, **9.** Adobe Firefly, **10.** Meta AI. [Leaderboard]

– **Gemini** / **ChatGPT** – 5/5 prompt coherence (**prc**), 5/5 realism. **Note:** ChatGPT is free in Copilot without portrait/landscape. Start out here.
– **Midjourney** – 3/5 prc, 4/5 realism. See parameter guide. Runs within Discord or their webui.
– **StableDiffusion** (SD) – 3/5 prc, 4/5 realism. Many resellers use SD.
– **Flux** – 4/5 prc, 5/5 realism. SD successor adopted by many resellers. | 2 free workflows: Glif 1:1, Glif 16:9 | **NEW:** Flux 1 Kontext
– **Recraft** – 3/5 prc, 5/5 realism, vector image generation support.
– **Ideogram** – 3/5 prc, 5/5 realism, strong text support.

Image Upscalers: Leonardo, Krea, Nightcafe, Bloom, Magnific, Real-Esrgan, **Local installs:** Gigapixel / Photo AI, Pictura, Upscayle (free), ChaiNNer/ OpenModelDB (free). – ***Pro tip:*** *Generative upscalers like Leonardo, Krea, Nightcafe, and Magnific are better, adding detail and quality when upscaling.*

Audio Gen AI

Music: Suno, ElevenLabs, Udio, Loudly, Mureka, Riffusion, HitCraft
Voice & Text to speech: ElevenLabs, HeyGen, VoiceBox (Offline/Free) [Leaderboard]
Transcription Apps: Vibe, MacWhisper, SuperWhisper, Wispr Flow

Video Gen AI

Video: Google Veo, RunwayML, Hailuo, Luma, Sora, Haiper, Genmo, Pika, Kling, Pollo, LTX Studio [Leaderboard]

Misc. AI Tools

AI Presentation Maker: Gamma – Provide a manuscript and it helps create a presentation.
All-in-one AI model providers: Alter (Use code "AILab" for 10% off lifetime or 1 month free), ThinkBuddy (Great, but their app is a battery drainer).
Other desktop clients: ChatGPT, Claude, Grammarly, [App Comparison]
Agentic tools: Manus, Simular
AI to 3D tools: Hitem3D, Meshy, Rodin, Tripo [Leaderboard]
Reels/Shorts creator: Opus Pro

Offline AI Solutions

Offline LLM Leaderboard
Large Language Model Apps: (For clients that use API keys, scroll down to "Definitive App Comparisons").
– LM Studio – LLMs locally from huggingface.

AI Resources

Join the **AdventAILab** community!



Unsure where to Start?
Download this simple guide that will help you get started with simple to advanced prompts.

Get the Text AI CheatSheet

Get the Image AI CheatSheet

Resources

AI for Pastors – FREE self-paced course
Virtual Bible Snapshot Project – Image DB
Adventist Media Exchange – Image DB
AI For Everyone Slides (Summer 24)
AI & Academics Slides (Spring 25)
Tools for Research (Summer 25)
Enhance Your AI Experience

My GPTs

1. Simple StudyDeeper Bible Study Coach
2. Advanced StudyDeeper Bible Study Coach
3. Bible Framework Explorer
4. Ellen White Context Analysis Coach (Alt.)

Text Gen AI

Top 8: 1. ChatGPT/Copilot, **2.** Claude.ai, **3.** Google Gemini, Learn About, NotebookLM **4.** Mistral **5.** DeepSeek **6.** Meta AI, **7.** Llama 3* **8.** Grok [Leaderboard]

Image Gen AI

See: Eric Louw's Image AI Comparisons for a full breakdown of strengths/weaknesses, freebies, and pricing.
Top 10: 1. Gemini **2.** ChatGPT | Copilot **3.** Reve, **4.** Grok, **5.** Flux in Leonardo | Krea | Nightcafe, **6.** Recraft, **7.** Ideogram, **8.** Midjourney, **9.** Adobe Firefly, **10.** Meta AI. [Leaderboard]
– **Gemini** / **ChatGPT** – 5/5 prompt coherence (**prc**), 5/5 realism. **Note:** ChatGPT is free in Copilot without portrait/landscape. Start out here.
– **Midjourney** – 3/5 prc, 4/5 realism. See parameter guide. Runs within Discord or their webui.
– **StableDiffusion** (SD) – 3/5 prc, 4/5 realism. Many resellers use SD.
– **Flux** – 4/5 prc, 5/5 realism. SD successor adopted by many resellers. | 2 free workflows: Glif 1:1, Glif 16:9 | **NEW:** Flux 1 Kontext
– **Recraft** – 3/5 prc, 5/5 realism, vector image generation support.
– **Ideogram** – 3/5 prc, 5/5 realism, strong text support.

Image Upscalers: Leonardo, Krea, Nightcafe, Bloom, Magnific, Real-Esrgan, **Local installs:** Gigapixel / Photo AI, Pictura, Upscayle (free), ChaiNNer/ OpenModelDB (free). – ***Pro tip:*** *Generative upscalers like Leonardo, Krea, Nightcafe, and Magnific are better, adding detail and quality when upscaling.*

Audio Gen AI

Music: Suno, ElevenLabs, Udio, Loudly, Mureka, Riffusion, HitCraft
Voice & Text to speech: ElevenLabs, HeyGen, VoiceBox (Offline/Free) [Leaderboard]
Transcription Apps: Vibe, MacWhisper, SuperWhisper, Wispr Flow

Video Gen AI

Video: Google Veo, RunwayML, Hailuo, Luma, Sora, Haiper, Genmo, Pika, Kling, Pollo, LTX Studio [Leaderboard]

Misc. AI Tools

AI Presentation Maker: Gamma – Provide a manuscript and it helps create a presentation.
All-in-one AI model providers: Alter (Use code "AILab" for 10% off lifetime or 1 month free), ThinkBuddy (Great, but their app is a battery drainer).
Other desktop clients: ChatGPT, Claude, Grammarly, [App Comparison]
Agentic tools: Manus, Simular
AI to 3D tools: Hitem3D, Meshy, Rodin, Tripo [Leaderboard]
Reels/Shorts creator: Opus Pro

Offline AI Solutions

Offline LLM Leaderboard
Large Language Model Apps: (For clients that use API keys, scroll down to "Definitive App Comparisons").
– LM Studio – LLMs locally from huggingface.

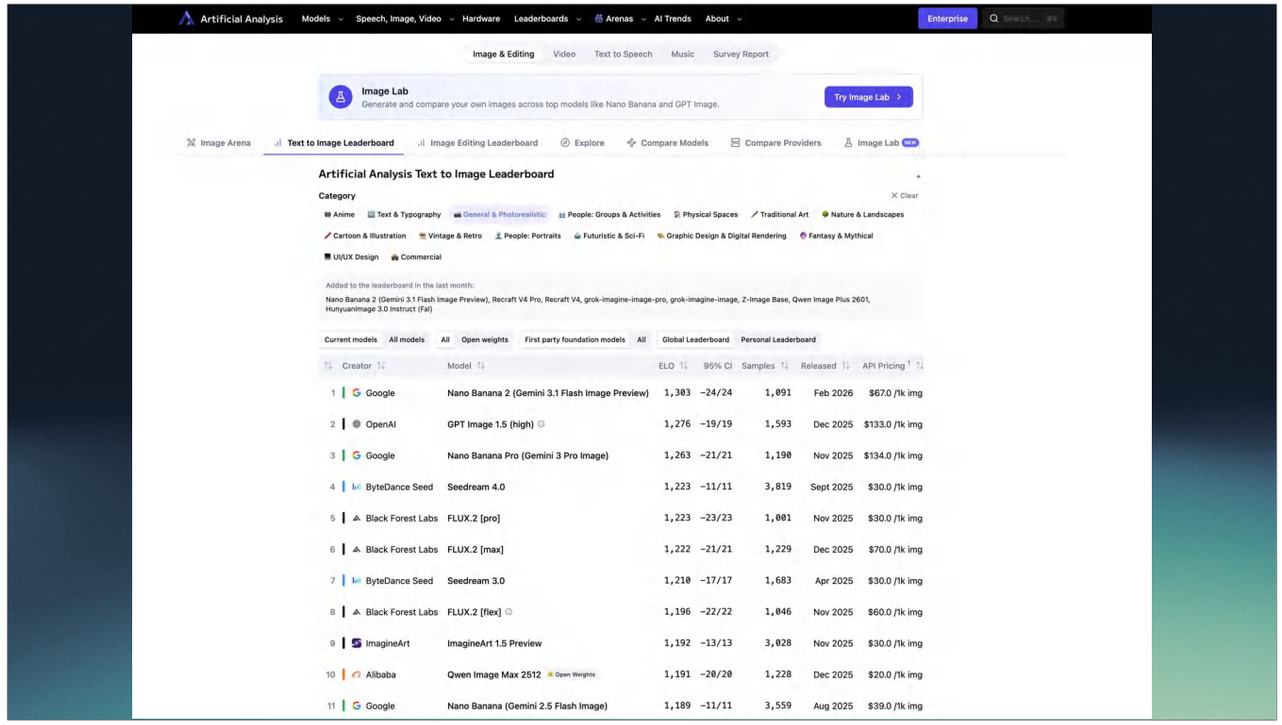

https://artificialanalysis.ai/image/leaderboard/text-to-image

https://huggingface.co/spaces/ArtificialAnalysis/Text-to-Image-Leaderboard

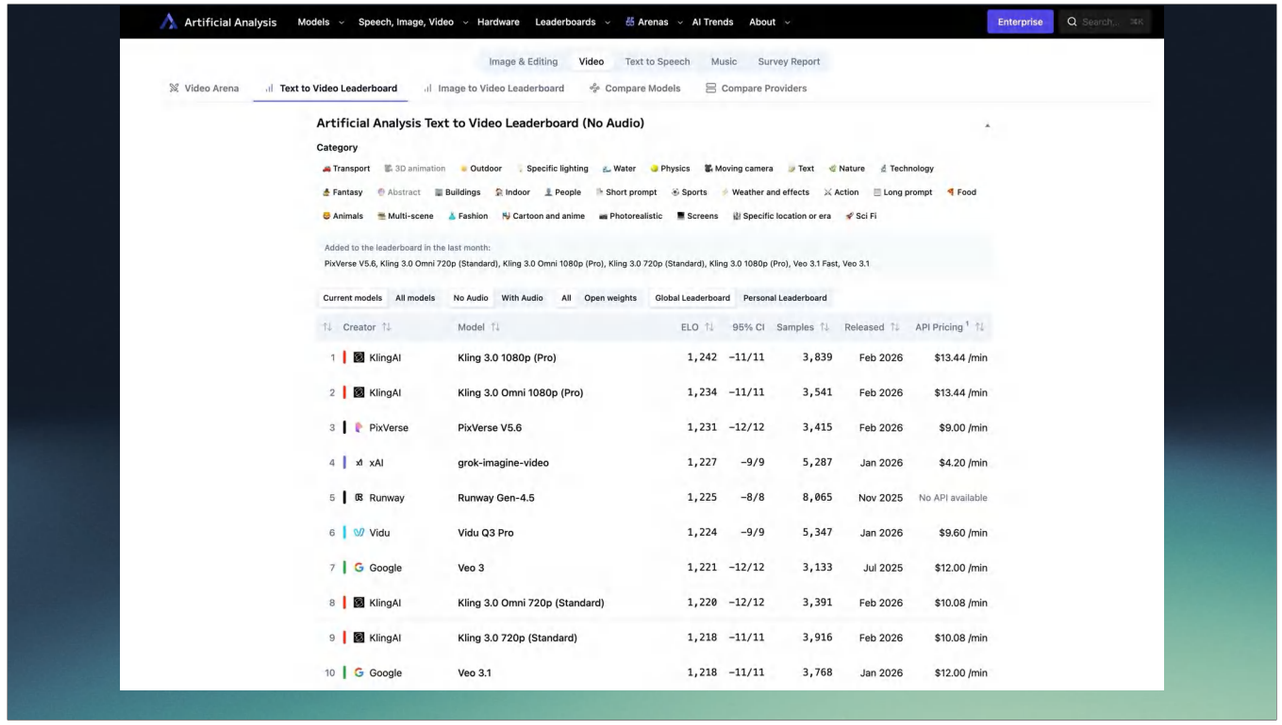

Artificial Analysis Models Speech, Image, Video Hardware Leaderboards Arenas AI Trends About Enterprise Search... ⌘K

Image & Editing | Video | Text to Speech | Music | Survey Report

Video Arena | Text to Video Leaderboard | Image to Video Leaderboard | Compare Models | Compare Providers

Artificial Analysis Text to Video Leaderboard (No Audio)

Category

Transport, 3D animation, Outdoor, Specific lighting, Water, Physics, Moving camera, Text, Nature, Technology, Fantasy, Abstract, Buildings, Indoor, People, Short prompt, Sports, Weather and effects, Action, Long prompt, Food, Animals, Multi-scene, Fashion, Cartoon and anime, Photorealistic, Screens, Specific location or era, Sci Fi

Added to the leaderboard in the last month:
PixVerse V5.6, Kling 3.0 Omni 720p (Standard), Kling 3.0 Omni 1080p (Pro), Kling 3.0 720p (Standard), Kling 3.0 1080p (Pro), Veo 3.1 Fast, Veo 3.1

Current models | All models | No Audio | With Audio | All | Open weights | Global Leaderboard | Personal Leaderboard

	Creator	Model	ELO	95% CI	Samples	Released	API Pricing[1]
1	KlingAI	Kling 3.0 1080p (Pro)	1,242	−11/11	3,839	Feb 2026	$13.44 /min
2	KlingAI	Kling 3.0 Omni 1080p (Pro)	1,234	−11/11	3,541	Feb 2026	$13.44 /min
3	PixVerse	PixVerse V5.6	1,231	−12/12	3,415	Feb 2026	$9.00 /min
4	xAI	grok-imagine-video	1,227	−9/9	5,287	Jan 2026	$4.20 /min
5	Runway	Runway Gen-4.5	1,225	−8/8	8,065	Nov 2025	No API available
6	Vidu	Vidu Q3 Pro	1,224	−9/9	5,347	Jan 2026	$9.60 /min
7	Google	Veo 3	1,221	−12/12	3,133	Jul 2025	$12.00 /min
8	KlingAI	Kling 3.0 Omni 720p (Standard)	1,220	−12/12	3,391	Feb 2026	$10.08 /min
9	KlingAI	Kling 3.0 720p (Standard)	1,218	−11/11	3,916	Feb 2026	$10.08 /min
10	Google	Veo 3.1	1,218	−11/11	3,768	Jan 2026	$12.00 /min

https://artificialanalysis.ai/video/leaderboard/text-to-video

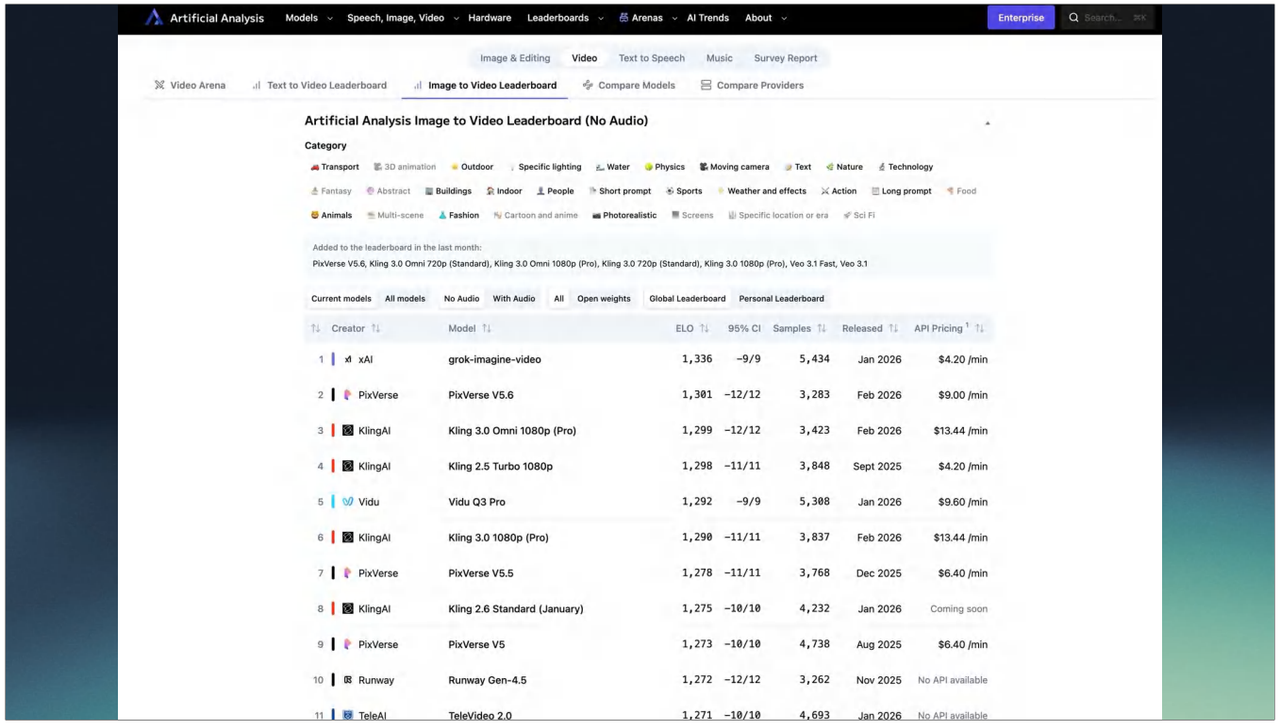

Artificial Analysis Models Speech, Image, Video Hardware Leaderboards Arenas AI Trends About Enterprise Search... ⌘K

Image & Editing | Video | Text to Speech | Music | Survey Report

Video Arena | Text to Video Leaderboard | Image to Video Leaderboard | Compare Models | Compare Providers

Artificial Analysis Image to Video Leaderboard (No Audio)

Category

Transport, 3D animation, Outdoor, Specific lighting, Water, Physics, Moving camera, Text, Nature, Technology, Fantasy, Abstract, Buildings, Indoor, People, Short prompt, Sports, Weather and effects, Action, Long prompt, Food, Animals, Multi-scene, Fashion, Cartoon and anime, Photorealistic, Screens, Specific location or era, Sci Fi

Added to the leaderboard in the last month:
PixVerse V5.6, Kling 3.0 Omni 720p (Standard), Kling 3.0 Omni 1080p (Pro), Kling 3.0 720p (Standard), Kling 3.0 1080p (Pro), Veo 3.1 Fast, Veo 3.1

Current models | All models | No Audio | With Audio | All | Open weights | Global Leaderboard | Personal Leaderboard

	Creator	Model	ELO	95% CI	Samples	Released	API Pricing [1]
1	xAI	grok-imagine-video	1,336	−9/9	5,434	Jan 2026	$4.20 /min
2	PixVerse	PixVerse V5.6	1,301	−12/12	3,283	Feb 2026	$9.00 /min
3	KlingAI	Kling 3.0 Omni 1080p (Pro)	1,299	−12/12	3,423	Feb 2026	$13.44 /min
4	KlingAI	Kling 2.5 Turbo 1080p	1,298	−11/11	3,848	Sept 2025	$4.20 /min
5	Vidu	Vidu Q3 Pro	1,292	−9/9	5,308	Jan 2026	$9.60 /min
6	KlingAI	Kling 3.0 1080p (Pro)	1,290	−11/11	3,837	Feb 2026	$13.44 /min
7	PixVerse	PixVerse V5.5	1,278	−11/11	3,768	Dec 2025	$6.40 /min
8	KlingAI	Kling 2.6 Standard (January)	1,275	−10/10	4,232	Jan 2026	Coming soon
9	PixVerse	PixVerse V5	1,273	−10/10	4,738	Aug 2025	$6.40 /min
10	Runway	Runway Gen-4.5	1,272	−12/12	3,262	Nov 2025	No API available
11	TeleAI	TeleVideo 2.0	1,271	−10/10	4,693	Jan 2026	No API available

https://artificialanalysis.ai/video/leaderboard/image-to-video

Image AI Prompt Basics

IMAGE AI PROMPT ANATOMY

A CheatSheet for Gemini, ChatGPT, Grok, Midjourney, Leonardo, Copilot, etc.

EricLouw.com/AI

IMAGE AI PROMPT ANATOMY

A CheatSheet for Gemini, ChatGPT, Grok, Midjourney, Leonardo, Copilot, etc.

STEP 1: WHAT DO YOU WANT TO SEE?

Basic Prompt Construction:

Start with the subject of the image.
Add a simple action, state, and place.

Examples:

A bustling city street at midday.
A mountain range under a starry sky.
A cat sleeping on a windowsill.
A robot playing chess with a human.





STEP 2: BE MORE DESCRIPTIVE

To Enhance Descriptiveness:

Include adjectives for textures and colors.

Specify the environment or context.

Mention the emotion or mood.

Examples:

A busy city street at midday, teeming with yellow taxis and pedestrians carrying colorful umbrellas. 1:1

A snow-capped mountain range beneath a starry night sky with the aurora borealis in the background. 1:1

A calico cat curled up on a sunlit windowsill with potted plants. 1:1

A sleek, silver robot playing chess with an elderly man in a dimly lit study. Transparent mechanisms. 1:1



STEP 3: STYLE, CAMERA, LIGHTING

Add Technical Details:

Mention an art style or era.

Suggest a camera, camera angle, focus, etc.

Describe the desired lighting.

Set the aspect ratio (if available with the tool used).

General Examples:

A bustling 1920s city street scene captured in a sepia tone, with a high-angle shot that emphasizes the geometric patterns of the street. 16:9

A retro shot of a mountain range under a clear night sky, illuminated by a full moon, with the stars. Pixel art. 16:9

In the style of a renaissance painting, a cat sleeping on a draped windowsill, lit by the warm glow of the setting sun. 16:9

A steampunk robot playing chess with an elderly man, a close-up fine-art painting emphasizing the intricate gears of the robot, cinematic lighting. 16:9





Gemini/ChatGPT Prompt Example:

Create a widescreen, cinematic depiction of Genesis 1:1*, viewed from high above the world, volumetric lighting, Pixar style.

*Gemini and ChatGPT can reference abstract ideas and references and have the highest prompt coherence. Still, full descriptions are often better.

Keep Learning!

1. Explore AI tool image galleries for prompt ideas.
2. Ask Google or ChatGPT for art style, lighting, & camera shot language.
3. Try different terminology if outputs aren't as hoped or try another AI tool.

Image AI: Gemini | Copilot / ChatGPT | Grok | Meta AI | Leonardo / Krea / FreePik | Midjourney | Ideogram | Recraft | Firefly | ComfyUI

Image Upscalers & Enhancers: Leonardo | Krea | Magnific | Upscayl | Gigapixel / Photo AI | ChaiNNer + OpenModelDB | Real-Esrgan

Legend: Free / Free daily limits / Paid / Locally Run (Advanced users+high-end hardware). [ImageAI Comparison] © Eric Louw - AdventAILab.com

Today's Overall Outline:

1. *How AI Works, Ethics, Basics*
2. *Using Text AI Solutions*
3. *Using Image and Video AI Solutions*
4. *Using Audio AI Solutions*

AI Resources

Join the **AdventAILab** community!



Unsure where to Start?
Download this simple guide that will help you get started with simple to advanced prompts.

Get the Text AI CheatSheet

Get the Image AI CheatSheet

Resources

AI for Pastors – **FREE** self-paced course.
Virtual Bible Snapshot Project – Image DB
Adventist Media Exchange – Image DB
AI For Everyone Slides (Summer 24)
AI & Academics Slides (Spring 25)
Tools for Research (Summer 25)
Enhance Your AI Experience

My GPTs

1. Simple StudyDeeper Bible Study Coach
2. Advanced StudyDeeper Bible Study Coach
3. Bible Framework Explorer
4. Ellen White Context Analysis Coach (Alt.)

Text Gen AI

Top 8: 1. ChatGPT/Copilot, **2.** Claude.ai, **3.** Google Gemini, Learn About, NotebookLM **4.** Mistral **5.** DeepSeek **6.** Meta AI, **7.** Llama 3* **8.** Grok [Leaderboard]

Image Gen AI

See: Eric Louw's Image AI Comparisons for a full breakdown of strengths/weaknesses, freebies, and pricing.
Top 10: 1. Gemini **2.** ChatGPT | Copilot **3.** Reve, **4.** Grok, **5.** Flux in Leonardo | Krea | Nightcafe, **6.** Recraft, **7.** Ideogram, **8.** Midjourney, **9.** Adobe Firefly, **10.** Meta AI. [Leaderboard]
– **Gemini** / **ChatGPT** – 5/5 prompt coherence (**prc**), 5/5 realism. **Note:** ChatGPT is free in Copilot without portrait/landscape. Start out here.
– **Midjourney** – 3/5 prc, 4/5 realism. See parameter guide. Runs within Discord or their webui.
– **StableDiffusion** (SD) – 3/5 prc, 4/5 realism. Many resellers use SD.
– **Flux** – 4/5 prc, 5/5 realism. SD successor adopted by many resellers. | 2 free workflows: Glif 1:1, Glif 16:9 | **NEW:** Flux 1 Kontext
– **Recraft** – 3/5 prc, 5/5 realism, vector image generation support.
– **Ideogram** – 3/5 prc, 5/5 realism, strong text support.

Image Upscalers: Leonardo, Krea, Nightcafe, Bloom, Magnific, Real-Esrgan, **Local installs:** Gigapixel / Photo AI, Pictura, Upscayle (free), ChaiNNer/OpenModelDB (free). – ***Pro tip:*** *Generative upscalers like Leonardo, Krea, Nightcafe, and Magnific are better, adding detail and quality when upscaling.*

Audio Gen AI

Music: Suno, ElevenLabs, Udio, Loudly, Mureka, Riffusion, HitCraft
Voice & Text to speech: ElevenLabs, HeyGen, VoiceBox (Offline/Free) [Leaderboard]
Transcription Apps: Vibe, MacWhisper, SuperWhisper, Wispr Flow

Video Gen AI

Video: Google Veo, RunwayML, Hailuo, Luma, Sora, Haiper, Genmo, Pika, Kling, Pollo, LTX Studio [Leaderboard]

Misc. AI Tools

AI Presentation Maker: Gamma – Provide a manuscript and it helps create a presentation.
All-in-one AI model providers: Alter (Use code "AILab" for 10% off lifetime or 1 month free), ThinkBuddy (Great, but their app is a battery drainer).
Other desktop clients: ChatGPT, Claude, Grammarly, [App Comparison]
Agentic tools: Manus, Simular
AI to 3D tools: Hitem3D, Meshy, Rodin, Tripo [Leaderboard]
Reels/Shorts creator: Opus Pro

Offline AI Solutions

Offline LLM Leaderboard
Large Language Model Apps: (For clients that use API keys, scroll down to "Definitive App Comparisons").
– LM Studio – LLMs locally from huggingface.

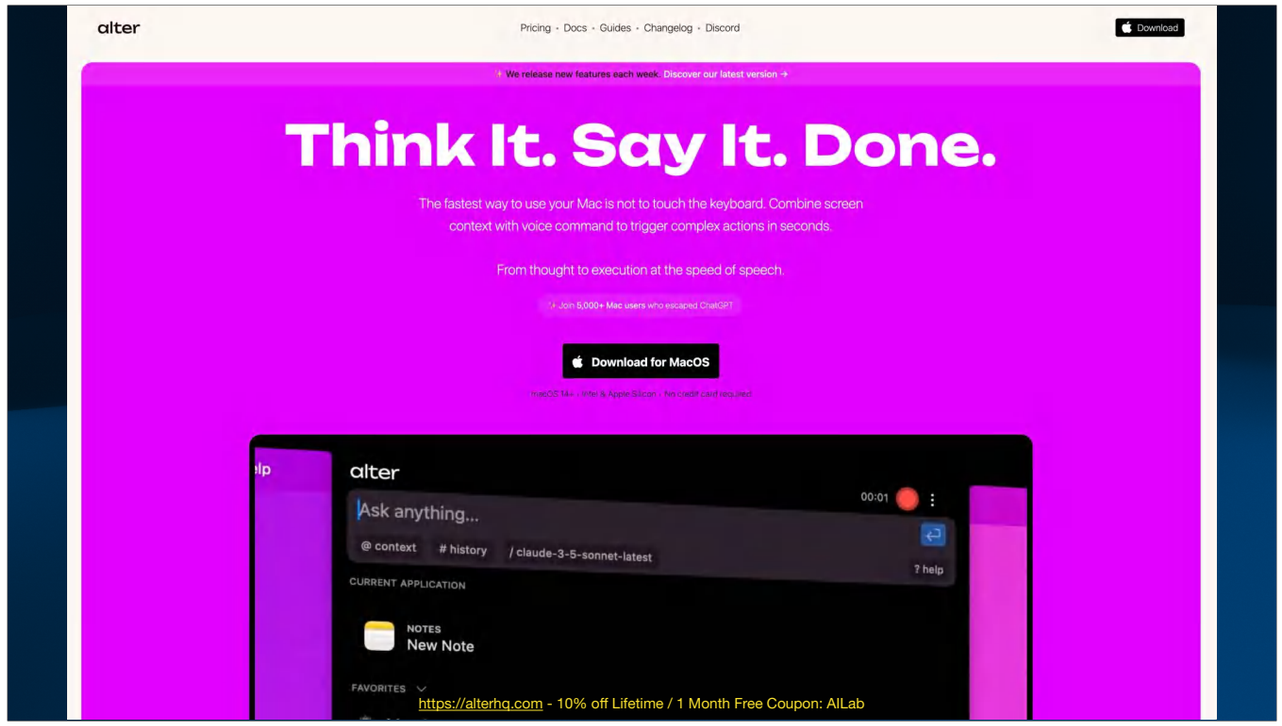

https://alterhq.com/ (Discount code: “AILab”)

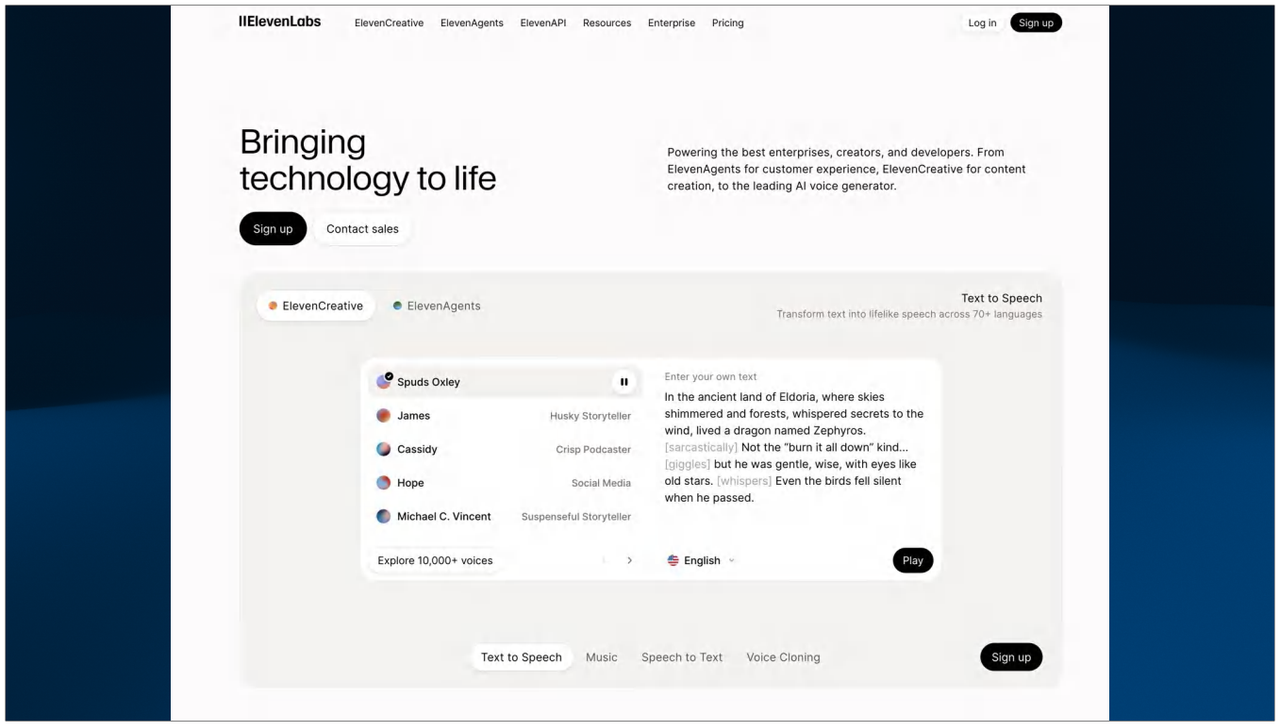

https://elevenlabs.io/

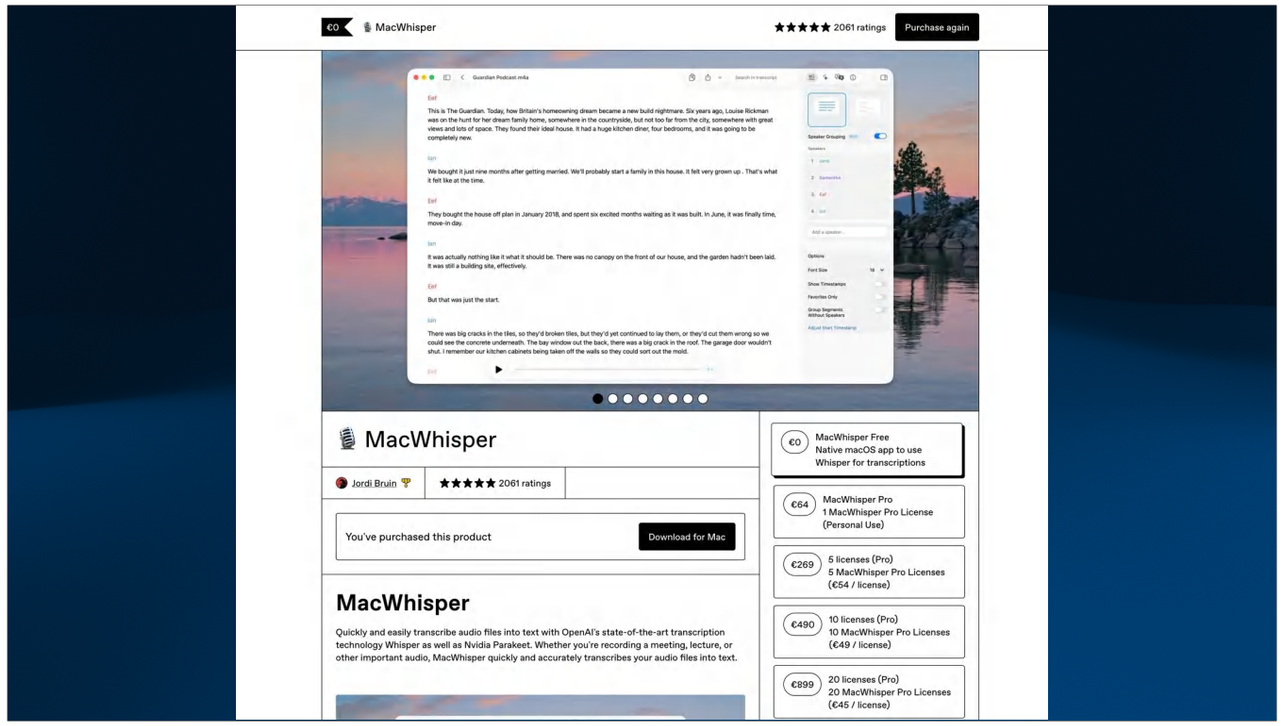

https://goodsnooze.gumroad.com/l/macwhisper

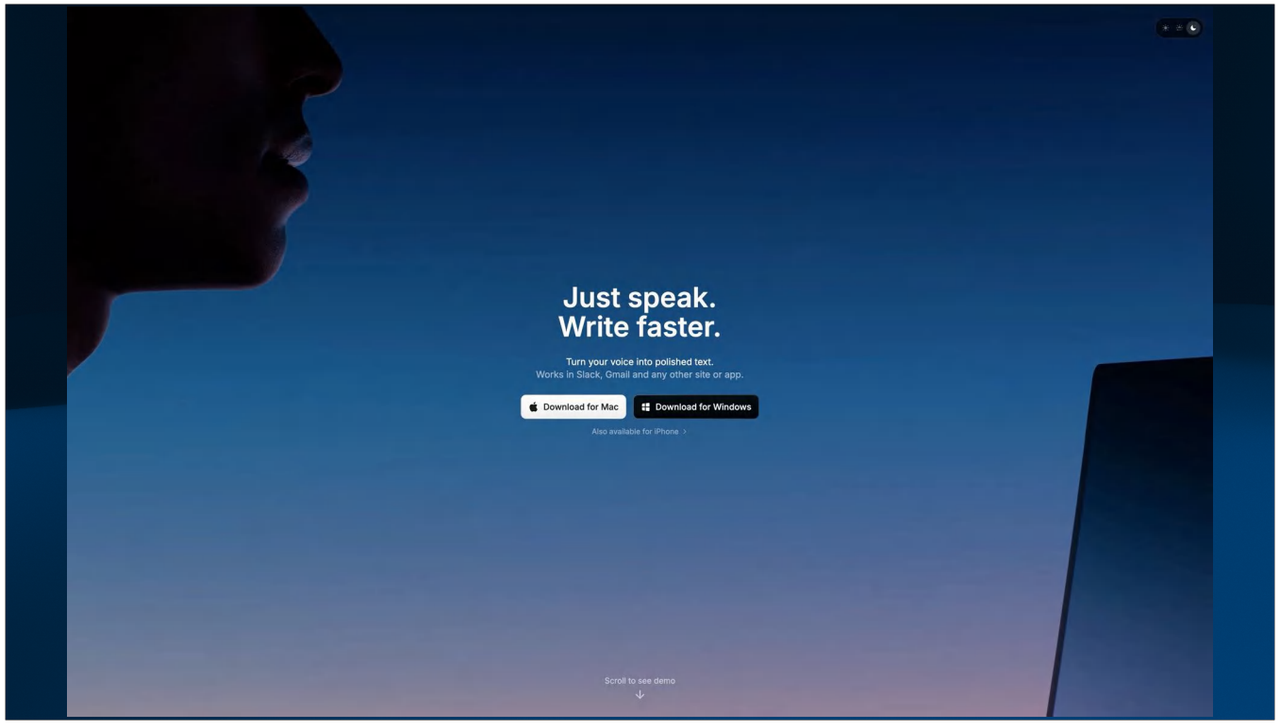

https://superwhisper.com/

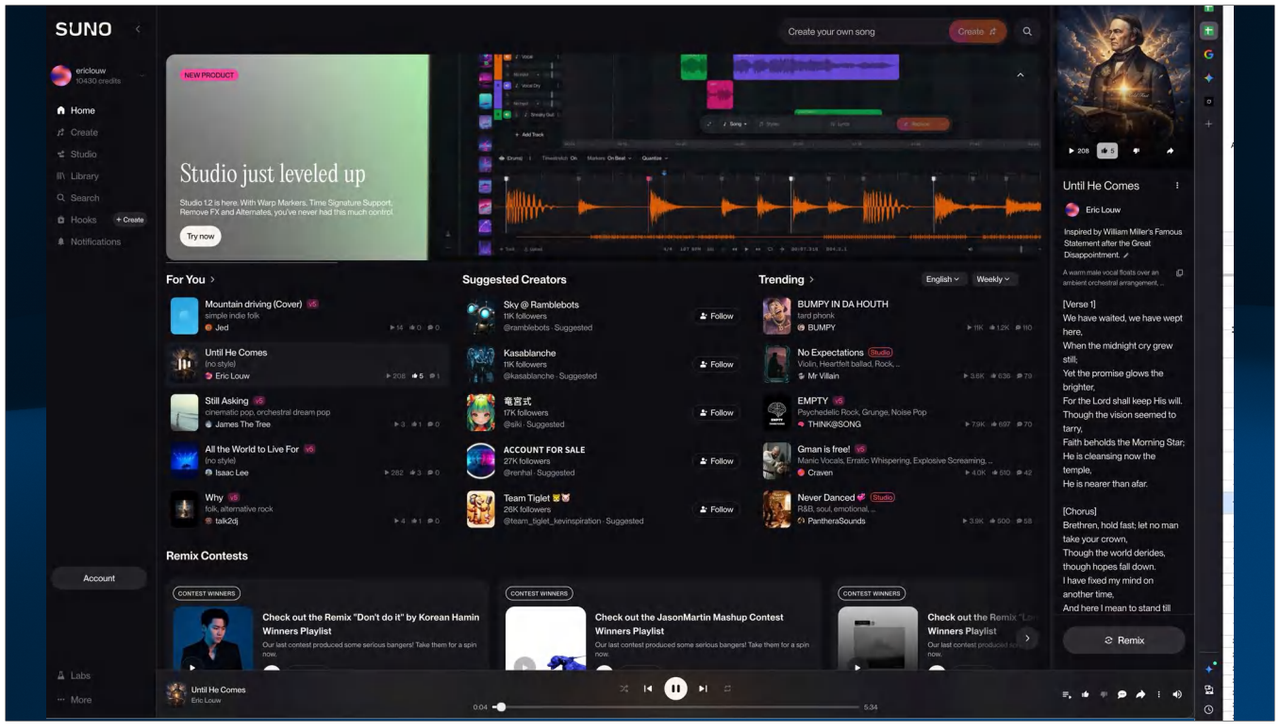

https://suno.com/